

METHODS OF MOLDING RETENTION

CHEVROLET "A" BODIES - 13000 SERIES
FIGURES 17-4 THROUGH 17-14

Key	Molding Name	Series or Styles	Screws	Spring (Self-Retained)	Snap-On Clips or Retainers On Panel	Snap-On Clips On Molding	Studs With Attaching Nuts	Engages With Other Moldings	Remove Hardware Or Trim
1	Windshield Reveal Upper	All			X				
2	Windshield Reveal Side	All			X			Windshield Reveal Upper	
3	Windshield Reveal Lower	All			X			Windshield Reveal Side	
4	Windshield Pillar Finishing	17, 67, 80	X						Windshield Pillar Weatherstrip and Weatherstrip Retainer
5	Windshield Header Center	67	X					Windshield Header Side	Rear View Mirror Support
6	Windshield Header Side	67	X					Windshield Reveal Upper and Sides	Sunshade Support Windshield Pillar Weatherstrip and Weatherstrip Retainer
7	Roof Drip Molding Front Scalp	35, 39		X				Roof Drip Molding Scalp Escutcheon	
8	Roof Drip Molding Scalp Escutcheon	35, 39		X					
9	Roof Drip Molding Rear Scalp	35, 39		X				Roof Drip Molding Scalp Escutcheon	
10	Roof Drip Molding Scalp	11, 17, 69, 80		X					
11	Front Door Window Frame Front Scalp	35, 69, 80		X					
12	Front Door Window Frame Upper Scalp	35, 69, 80		X				Front Door Window Frame Front Scalp	
13	Front Door Window Frame Rear Scalp	35, 69		X				Front Door Window Frame Upper Scalp	
14	Center Pillar Scalp	35, 69	X						
15	Rear Door Window Frame Front Scalp	35, 69		X				Rear Door Window Frame Upper Scalp	
16	Rear Door Window Frame Upper Scalp	35, 69		X				Rear Door Window Frame Rear Scalp	

METHODS OF MOLDING RETENTION
CHEVROLET "A" BODIES - 13000 SERIES
FIGURES 17-4 THROUGH 17-14

Key	Molding Name	Series or Styles	Screws	Spring (Self-Retained)	Snap-On Clips or Retainers On Panel	Snap-On Clips On Molding	Studs With Attaching Nuts	Engages With Other Moldings	Remove Hardware Or Trim
17	Rear Door Window Frame Rear Scalp	35		X					
18	Rear Quarter Belt Reveal	11, 39, 69			X	X	X		
19	Rear Quarter Belt Outer Reveal	17			X		X		
20	Rear Quarter Belt Inner Reveal	17			X		X	Rear Quarter Belt Outer Reveal	
21	Rear Quarter Pinch Weld Finishing	67	X		X				Rear Quarter and Rear End Trimsticks
22	Rear Quarter Window Reveal Upper Corner Escutcheon	35			X				Loosen Rear Quarter Window Reveal Upper and Lower at Corner
23	Rear Quarter Window Reveal Upper	35			X			Rear Quarter Window Reveal Upper and Lower Corner Escutcheon	
24	Rear Quarter Window Reveal Lower	35			X			Rear Quarter Window Reveal Upper and Lower Corner Escutcheon	
25	Rear Quarter Window Reveal Lower Corner Escutcheon	35			X				Loosen Rear Quarter Window Reveal Upper and Lower at Corner
26	Roof Panel Rear Finishing	80					X	Back Window Side Finishing	Finishing Lace Dome Lamp Rear of Headlining
27	Back Window Side Finishing	80					X	Rear Quarter Pinch Weld Belt Finishing Front	Finishing Lace, Side Foundation
28	Body Lock Pillar Belt Reveal	80				X			

METHODS OF MOLDING RETENTION
CHEVROLET "A" BODIES - 13000 SERIES
FIGURES 17-4 THROUGH 17-14

Key	Molding Name	Series or Styles	Screws	Spring (Self-Retained)	Snap-On Clips or Retainers On Panel	Snap-On Clips On Molding	Studs With Attaching Nuts	Engages With Other Moldings	Remove Hardware Or Trim
29	Rear Quarter Pinchweld Belt Finishing Front	80			X		X	Rear Quarter Pinchweld Belt Finishing Rear	Rear Quarter Inner Access Hole Cover
30	Rear Quarter Pinchweld Belt Finishing Rear	80			X		X	Rear Quarter Pinchweld Belt Finishing Front	Rear Quarter Inner Access Hole Cover
31	Front Door Outer Panel	13600	X		X				
32	Rear Door Outer Panel	13600	X		X				
33	Front of Rear Wheel Opening	13600	X		X		X		
34	Rear Wheel Opening	13800	X						
35	Rear of Rear Wheel Opening	13635-80 13617-39-67-69				X	X		
36	Rear Quarter Outer Panel Emblem and/or Name Plate	All					X		Rear Quarter Trim (35-80 Styles Only)
37	Front Door Outer Panel Transfer Finishing Upper	13835	X		X				
38	Front Door Outer Panel Transfer Finishing Lower	13835	X		X				
39	Rear Door Outer Panel Transfer Finishing Upper	13835	X		X				
40	Rear Door Outer Panel Transfer Finishing Lower	13835	X		X				
41	Rear Quarter Outer Panel Transfer Finishing Front	13835	X						
42	Rear Quarter Outer Panel Transfer Finishing Upper	13835	X		X			Rear Quarter Outer Panel Transfer Finishing Rear Vertical Upper	

METHODS OF MOLDING RETENTION
CHEVROLET "A" BODIES - 13000 SERIES
FIGURES 17-4 THROUGH 17-14

Key	Molding Name	Series or Styles	Screws	Spring (Self-Retained)	Snap-On Clips or Retainers On Panel	Snap-On Clips On Molding	Studs With Attaching Nuts	Engages With Other Moldings	Remove Hardware Or Trim
43	Rear Quarter Outer Panel Transfer Finishing Rear Vertical Upper	13835				X			
44	Rear Quarter Outer Panel Transfer Finishing Rear Vertical Lower	13835				X			
45	Front of Rear Wheel Opening Outer Panel Transfer Finishing	13835	X					Rear Wheel Opening	
46	Rear of Rear Wheel Opening Outer Panel Transfer Finishing	13835	X		X			Rear Quarter Outer Panel Transfer Finishing Rear Vertical Lower	
47	Rear Quarter Window Reveal Front	11			X			Rear Quarter Window Reveal Upper	
48	Rear Quarter Window Reveal Upper	11	X						
49	Rear of Rear Quarter Outer Panel	13400, 13800 (Except 35 and 80 Styles)	X						Rear Quarter Extension
50	Rear Compartment Lid Outer Panel	13600	X						
51	Rear End Panel Emblem and/or Name Plate	All					X		
52	Rear End Panel Upper	13600 13800					X		
53	Rear End Panel Lower	13400, 13600, 13800					X		
54	Back Window Reveal Upper	All (Except 35, 67)			X				
55	Back Window Reveal Lower	All (Except 35, 67)			X			Back Window Reveal Upper	
56	Back Body Opening Upper Reveal	35	X					Back Body Opening Side Reveal	Tailgate Window Glass Run Channel

METHODS OF MOLDING RETENTION
 CHEVROLET "A" BODIES - 13000 SERIES
 FIGURES 17-4 THROUGH 17-14

Key	Molding Name	Series or Styles	Screws	Spring (Self-Retained)	Snap-On Clips or Retainers On Panel	Snap-On Clips On Molding	Studs With Attaching Nuts	Engages With Other Moldings	Remove Hardware Or Trim
57	Back Body Opening Side Reveal	35	X						Back Body Opening Pinchweld Finishing Lace
58	Tailgate Outer Panel Emblem and/or Name Plate	35, 80					X		Tailgate Trim Assembly
59	Tailgate Outer Panel Upper	13635-80 13835					X	Tailgate Outer Panel Side	Tailgate Trim Assembly
60	Tailgate Outer Panel Lower	13635-80 13835					X	Tailgate Outer Panel Side	Tailgate Trim Assembly
61	Tailgate Outer Panel Side	13635-80 13835					X		
62	Tailgate Belt Finishing	80					X		

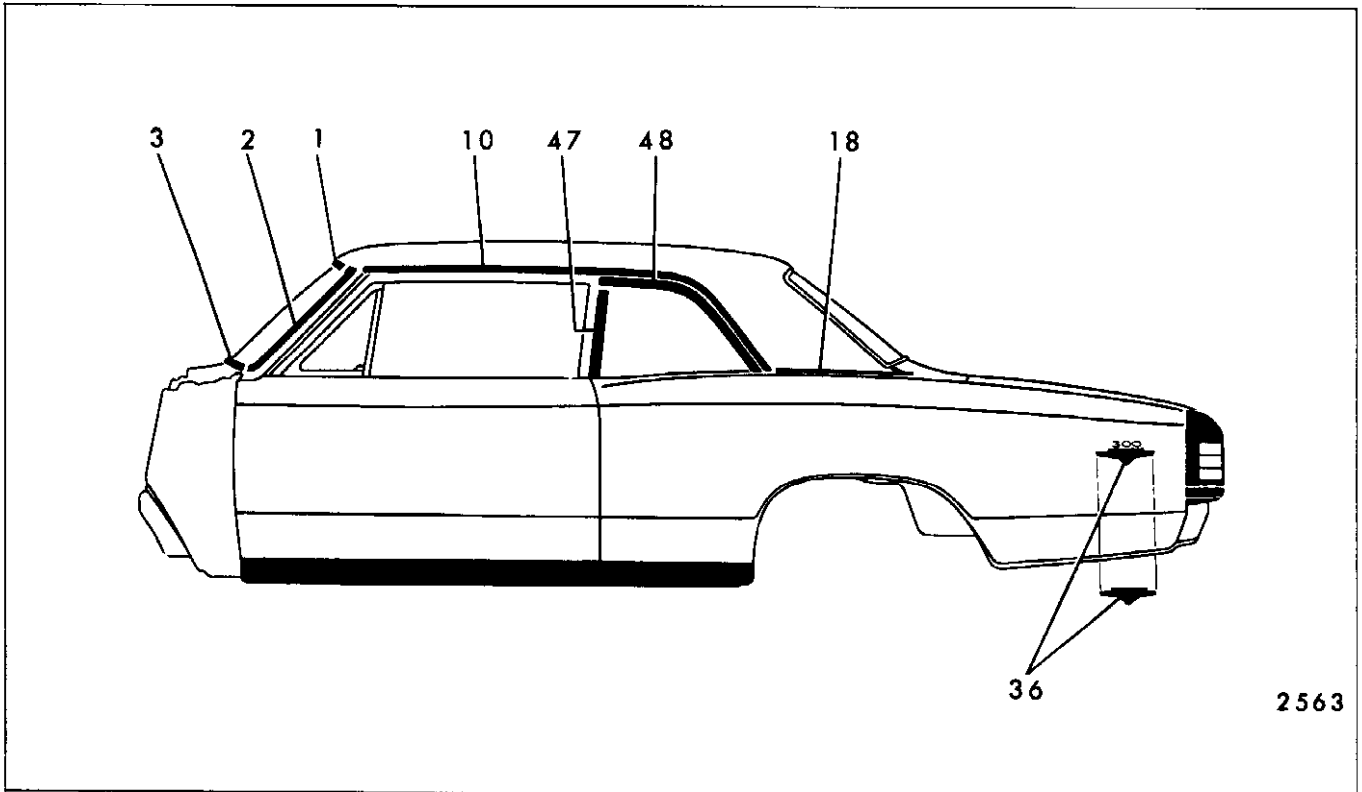


Fig. 17-4—Chevrolet "A-11" Styles

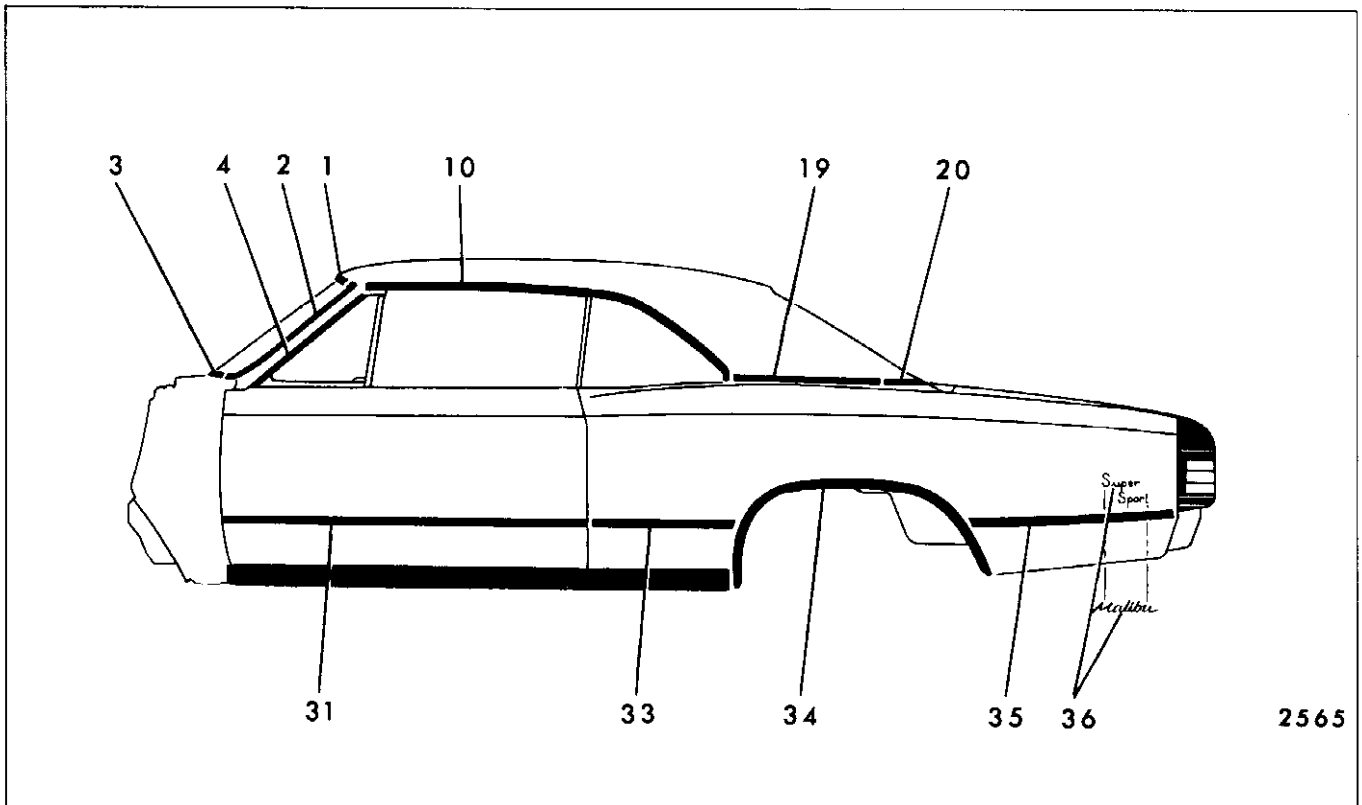


Fig. 17-5—Chevrolet "A-17" Styles

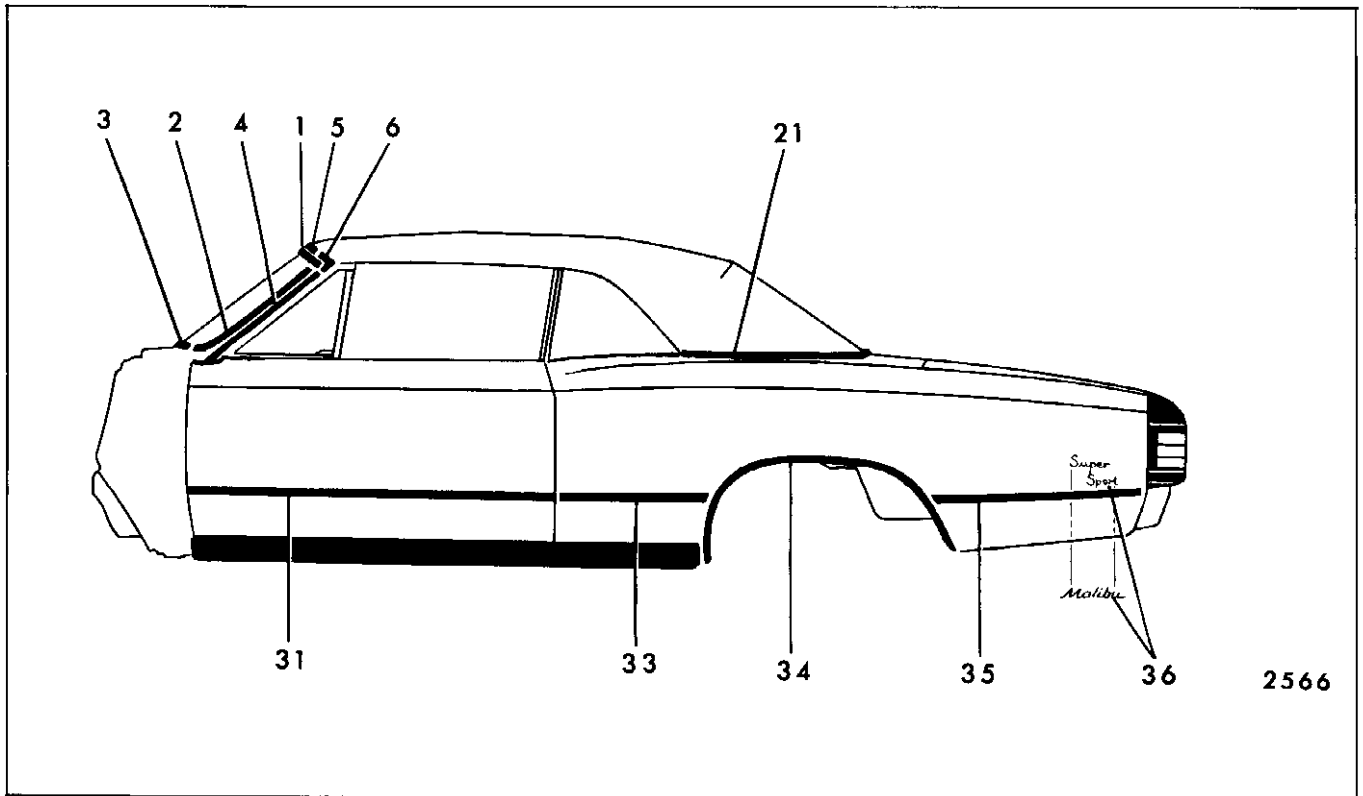


Fig. 17-6—Chevrolet "A-67" Styles

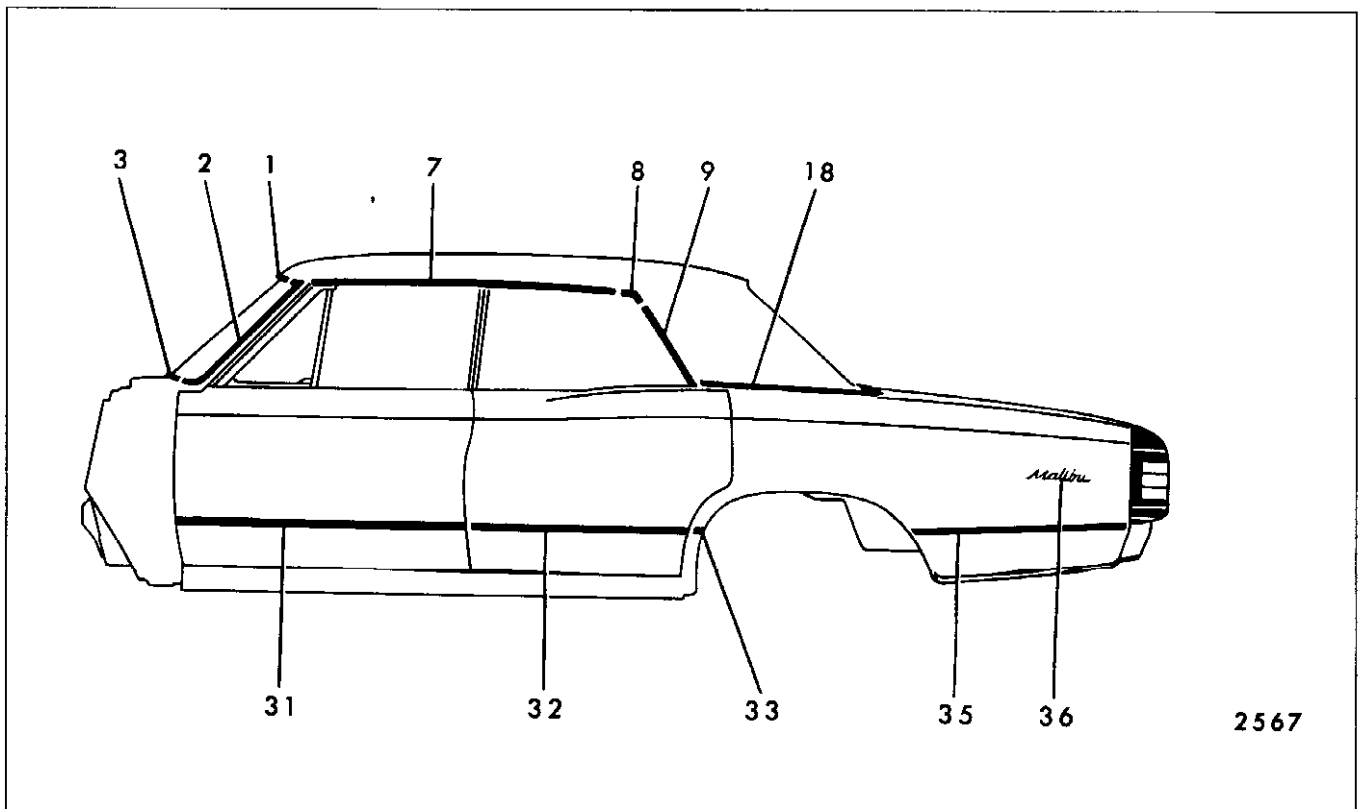


Fig. 17-7—Chevrolet "A-39" Styles

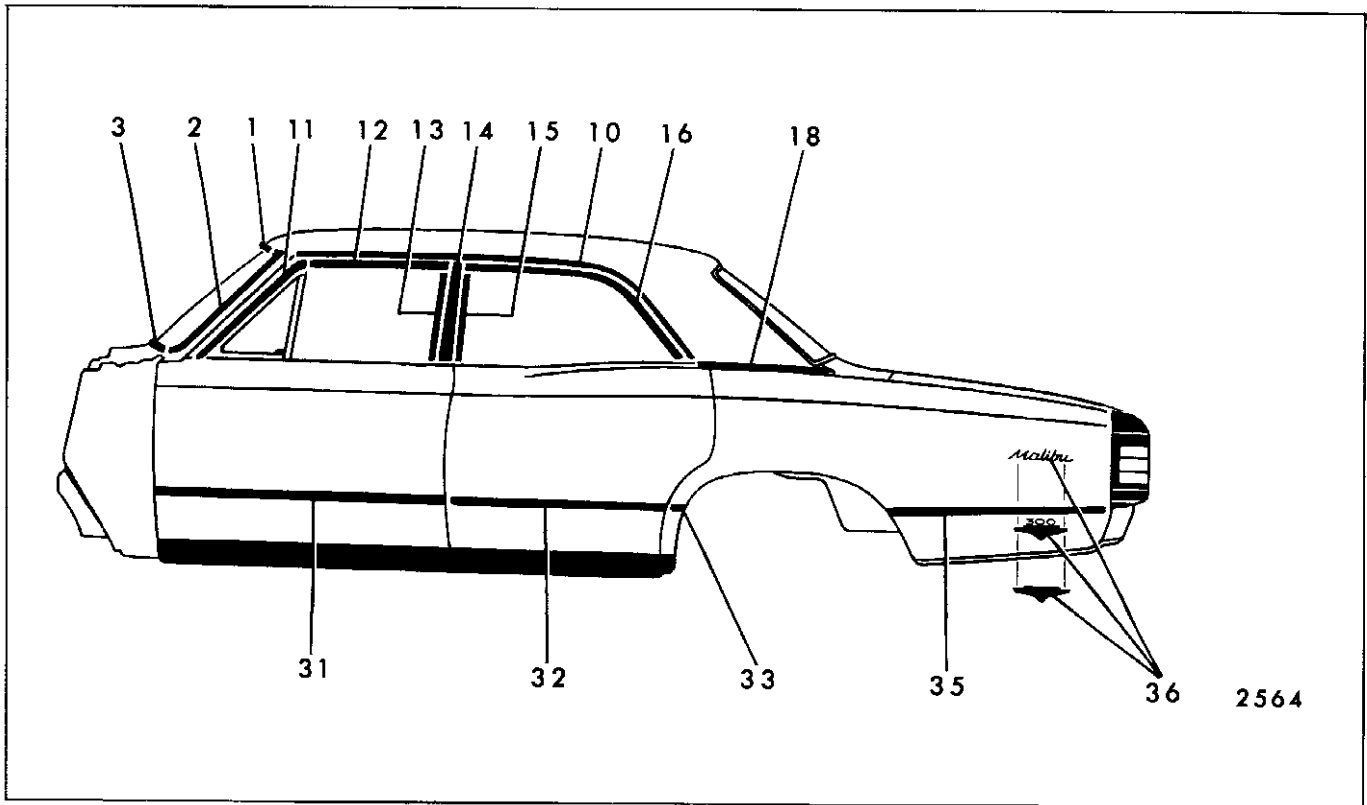


Fig. 17-8—Chevrolet "A-69" Styles

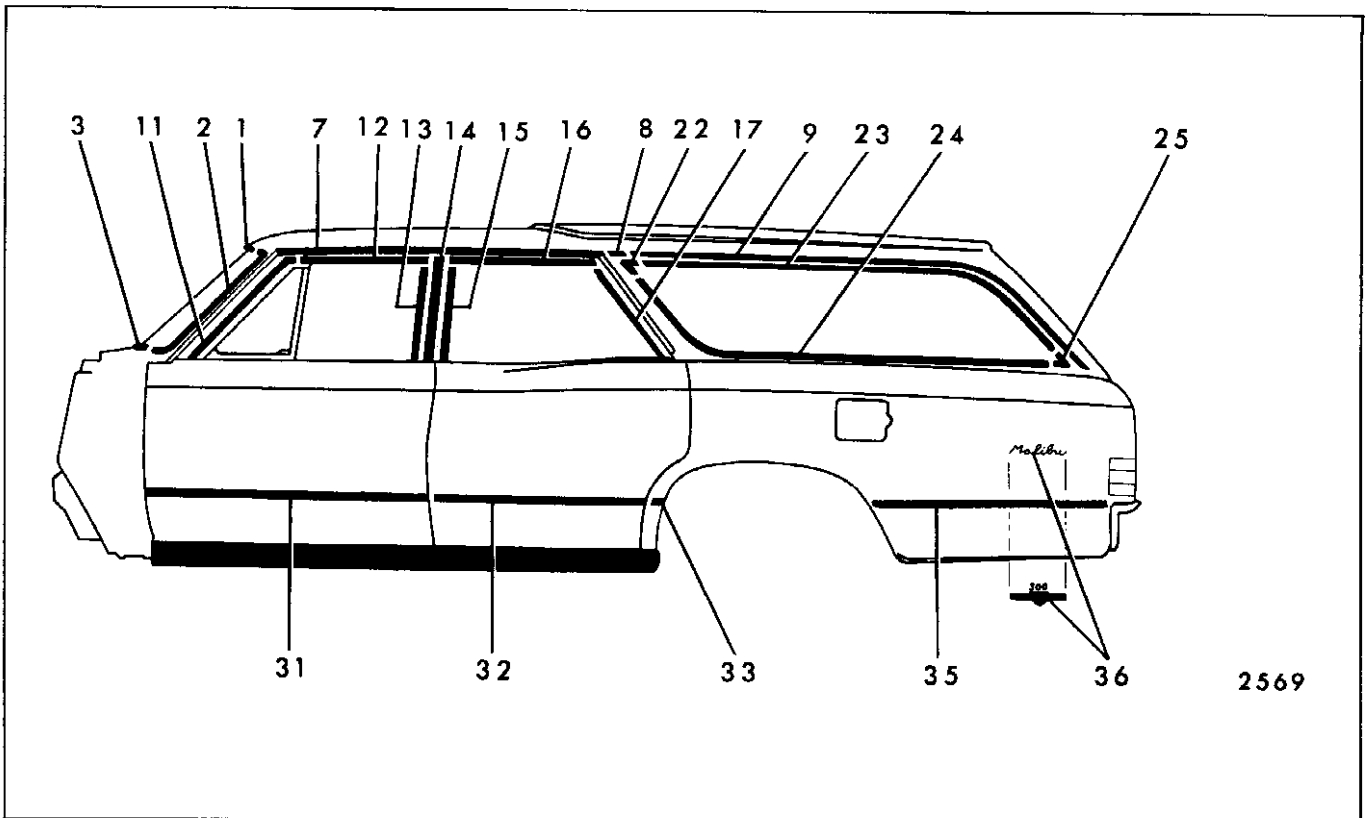


Fig. 17-9—Chevrolet "A-35" Styles (Less Wood Grain)

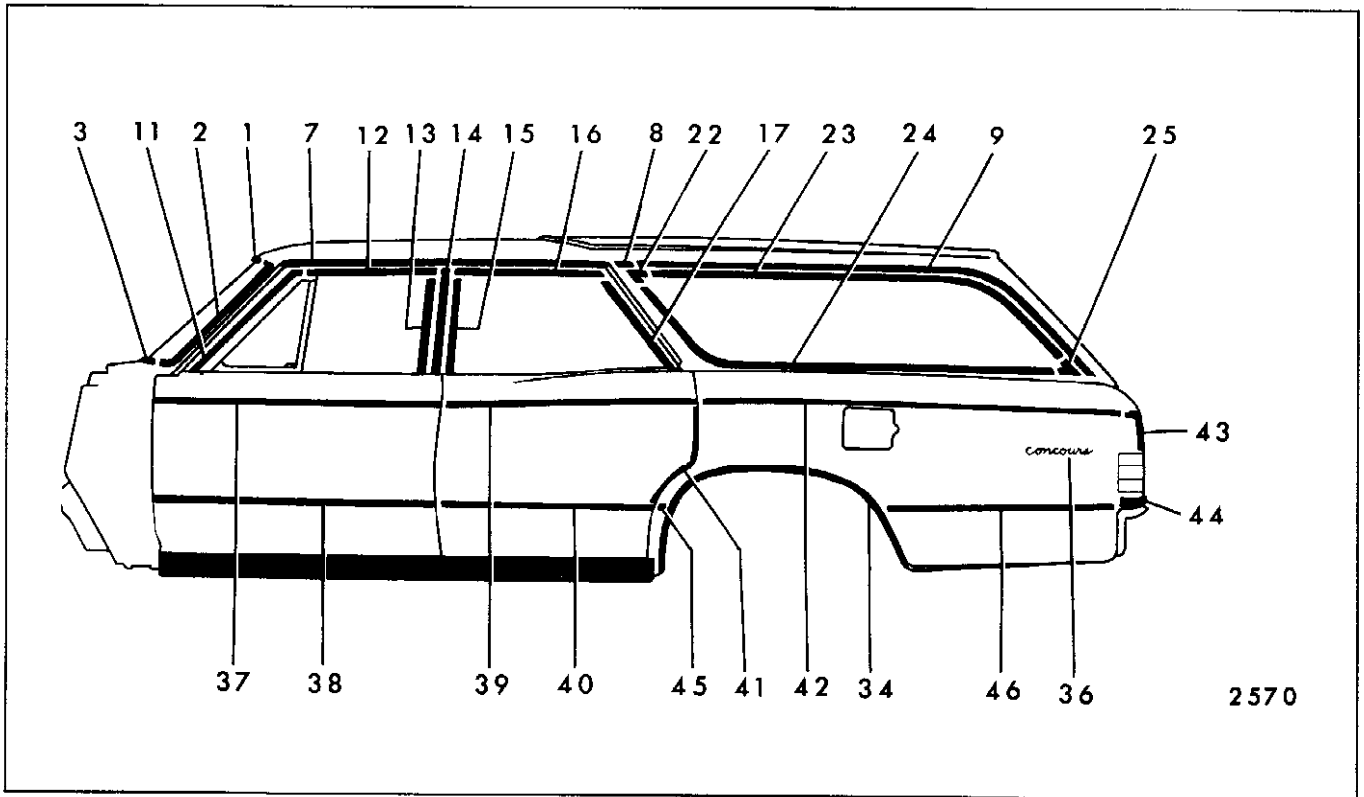


Fig. 17-10—Chevrolet 13835 Style

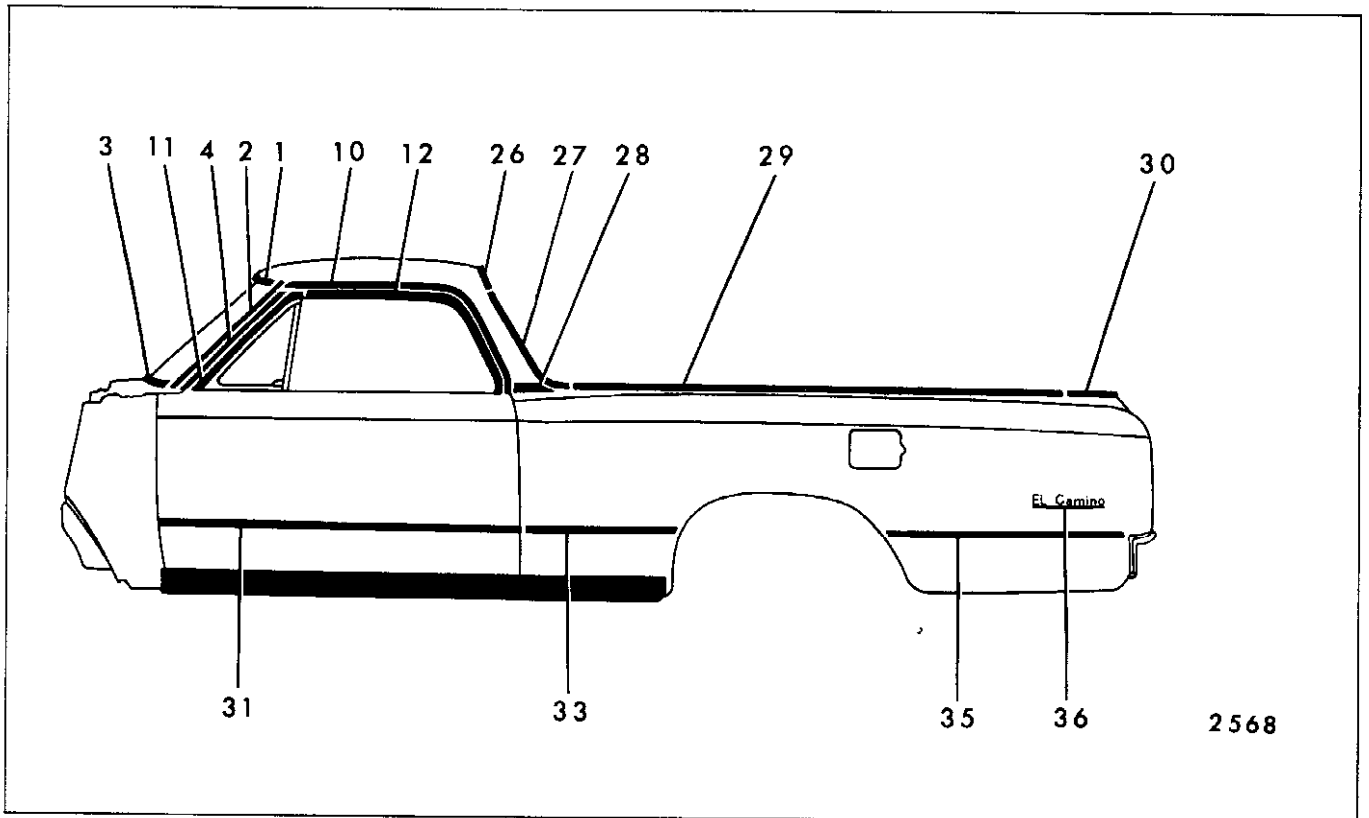


Fig. 17-11—Chevrolet "A-80" Styles

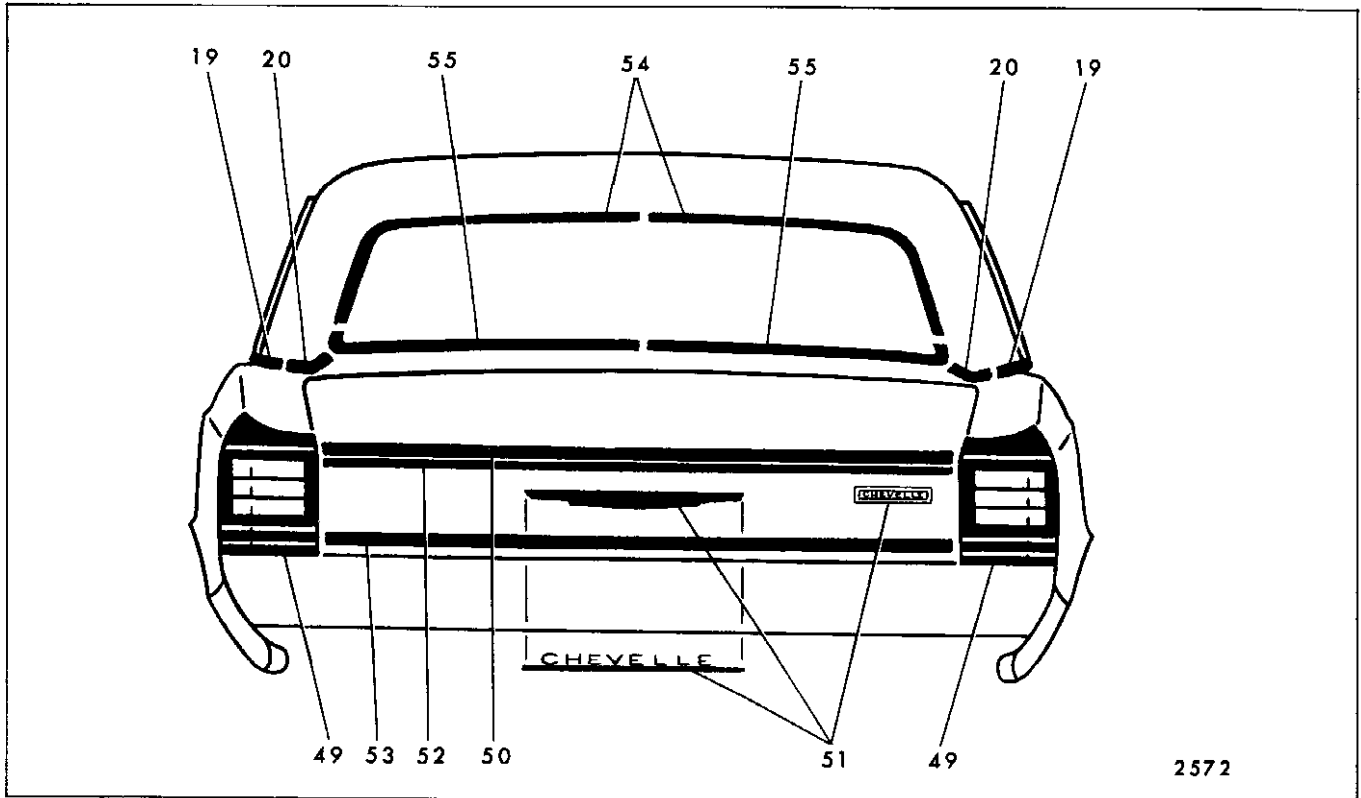


Fig. 17-12—Chevrolet 13200-13400-13600 Styles (Except 35 Styles)

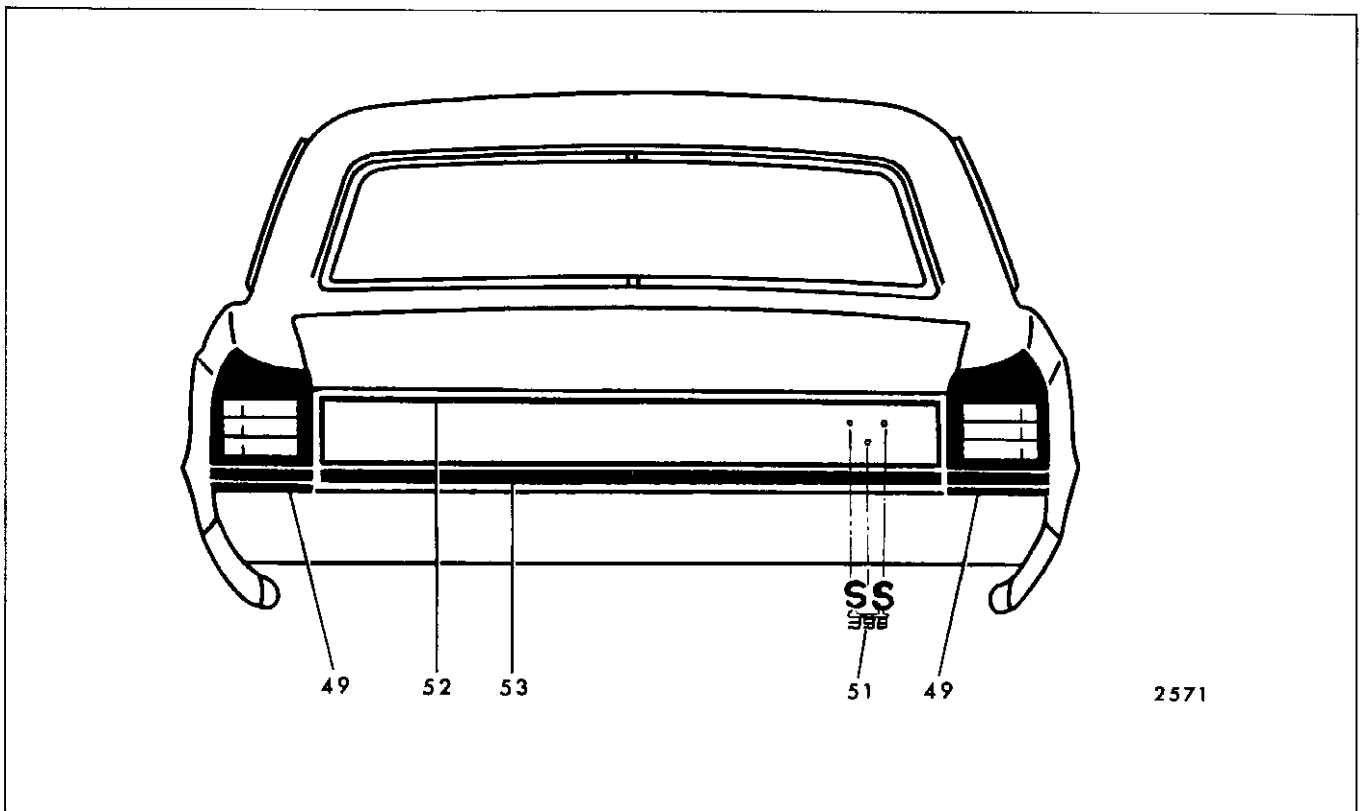


Fig. 17-13—Chevrolet 13800 Styles (Except 35 Styles)

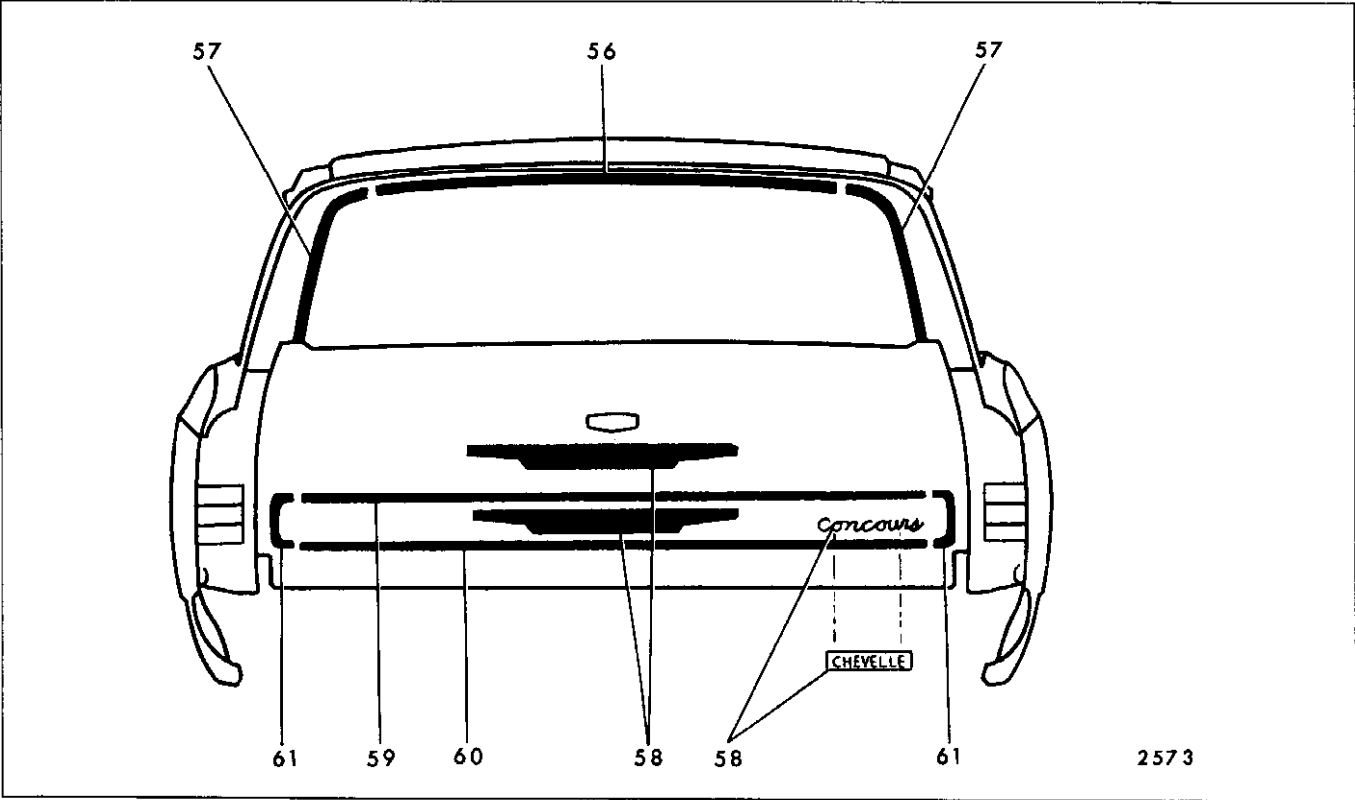


Fig. 17-14—Chevrolet "A-35" Styles