

METHODS OF MOLDING RETENTION  
 OLDSMOBILE "A" BODIES - 33000 SERIES  
 FIGURES 17-67 THROUGH 17-75

Key	Molding Name	Series or Styles	Screws	Spring (Self-Retained)	Snap-On Clips or Retainers On Panel	Snap-On Clips On Molding	Studs With Attaching Nuts	Engages With Other Moldings	Remove Hardware Or Trim
1	Windshield Reveal Upper	All			X				
2	Windshield Reveal Side	All			X			Windshield Reveal Upper	
3	Windshield Reveal Lower	All			X			Windshield Reveal Side	
4	Windshield Pillar Finishing	07,17,39,67,69	X						Windshield Pillar Weatherstrip and Weatherstrip Retainer
5	Windshield Header Center	67	X					Windshield Header Side	Rear View Mirror Support
6	Windshield Header Side	67	X					Windshield Reveal Upper and Sides	Sunshade Support. Windshield Pillar Weatherstrip and Weatherstrip Retainer
7	Roof Drip Molding Front Scalp	35,39,55,65		X				Roof Drip Molding Scalp Escutcheon	
8	Roof Drip Molding Scalp Escutcheon	35,39,55,65		X					
9	Roof Drip Molding Rear Scalp	35,39,55,65		X				Roof Drip Molding Scalp Escutcheon	
10	Roof Drip Molding Scalp	07,17,69		X					
11	Front Door Window Frame Front Scalp	07,35,55,65,69		X					
12	Front Door Window Frame Upper Scalp	07,35,55,65,69		X				Front Door Window Frame Front Scalp	
13	Front Door Window Frame Rear Scalp	07,35,55,65,69		X				Front Door Window Frame Upper Scalp	
14	Front Door Window Belt Reveal	All	X						Front Door Window Glass Lower Stop
15	Center Pillar Scalp	35,55,65,69	X						

**METHODS OF MOLDING RETENTION**  
**OLDSMOBILE "A" BODIES - 33000 SERIES**  
**FIGURES 17-67 THROUGH 17-75**

Key	Molding Name	Series or Styles	Screws	Spring (Self-Retained)	Snap-On Clips or Retainers On Panel	Snap-On Clips On Molding	Studs With Attaching Nuts	Engages With Other Moldings	Remove Hardware Or Trim
16	Rear Door Window Frame Front Scalp	35,55,65,69		X				Rear Door Window Frame Upper Scalp	
17	Rear Door Window Frame Upper Scalp	35,55,65,69		X				Rear Door Window Frame Rear Scalp	
18	Rear Door Window Frame Rear Scalp	35,55,65		X					
19	Rear Door Window Belt Reveal	All	X						Rear Door Window Glass Lower Stop
20	Rear Quarter Window Reveal Front	07			X			Rear Quarter Window Reveal Upper	
21	Rear Quarter Window Reveal Upper	07	X						
22	Rear Quarter Window Belt Reveal	07,17,67	X						Rear Quarter Window Glass Lower Stop
23	Rear Quarter Belt Reveal	39,69			X		X		
24	Rear Quarter Belt Reveal Corner Escutcheon	39 (Optional)	X					Rear Quarter Belt Reveal Back Window Reveal Lower and Sides	
25	Rear Quarter Belt Outer Reveal	07,17			X		X		
26	Rear Quarter Belt Inner Reveal	07,17			X		X	Rear Quarter Belt Outer Reveal	
27	Rear Quarter Pinch-weld Finishing	67	X		X			Rear Quarter Window Belt Reveal	Rear Quarter and Rear End Trim Sticks
28	Rear Quarter Window Reveal Upper Corner Escutcheon	35			X				Loosen Rear Quarter Window Reveal Upper and Lower at Corner
29	Rear Quarter Window Reveal Upper	35,55,65			X			Rear Quarter Window Reveal Upper and Lower Corner Escutcheon (35 Styles Only)	

METHODS OF MOLDING RETENTION  
 OLDSMOBILE "A" BODIES - 33000 SERIES  
 FIGURES 17-67 THROUGH 17-75

Key	Molding Name	Series or Styles	Screws	Spring (Self-Retained)	Snap-On Clips or Retainers On Panel	Snap-On Clips On Molding	Studs With Attaching Nuts	Engages With Other Moldings	Remove Hardware Or Trim
30	Rear Quarter Window Reveal Lower	35,55,65			X			Rear Quarter Window Reveal Upper and Lower Corner Escutcheon (35 Styles Only)	
31	Rear Quarter Window Reveal Lower Corner Escutcheon	35			X				Loosen Rear Quarter Window Reveal Upper and Lower at Corner
32	Front Door Outer Panel	33600 33800	X		X				
33	Rear Door Outer Panel	33600 33800	X		X				
34	Front of Rear Wheel Opening	33617-67 33839-69			X		X		Rear Quarter Trim Pad
			X				X	Rear Wheel Opening	
35	Front of Rear Wheel Opening Front	33807-17-67			X		X		Rear Quarter Trim Pad
36	Front of Rear Wheel Opening Rear	33807-17-67	X					Front of Rear Wheel Opening Front, Rear Wheel Opening	
37	Rear Wheel Opening	33800	X						
38	Rear of Rear Wheel Opening	33800	X				X		
39	Rear Quarter Outer Panel Emblem	33807-17-67 (Optional)					X		Rear Quarter Trim Pad
40	Roof Panel Emblem	33800					X		Upper Quarter Trim Finishing Panel
41	Front Skylight Center Division Reveal Lower Escutcheon	55,65			X			Front Skylight Front Reveal and Center Division Reveal	
42	Front Skylight Front Reveal	55,65			X				

METHODS OF MOLDING RETENTION  
 OLDSMOBILE "A" BODIES - 33000 SERIES  
 FIGURES 17-67 THROUGH 17-75

Key	Molding Name	Series or Styles	Screws	Spring (Self-Retained)	Snap-On Clips or Retainers On Panel	Snap-On Clips On Molding	Studs With Attaching Nuts	Engages With Other Moldings	Remove Hardware Or Trim
43	Front Skylight Rear Reveal	55,65			X			Front Skylight Front Reveal	
44	Front Skylight Center Division Reveal	55,65			X			Front Skylight Rear Reveal	
45	Side Skylight Front Reveal	55,65			X			Side Skylight Lower Reveal	
46	Side Skylight Upper Reveal	55,65			X			Side Skylight Front Reveal	
47	Side Skylight Lower Reveal	55,65			X				
48	Side Skylight Rear Reveal	55,65					X		
49	Rear Quarter Win- dow Reveal Rear	55,65				X		Side Skylight Rear Reveal	
50	Front Door Outer Panel Transfer Finishing Upper	33855-65	X		X				
51	Front Door Outer Panel Transfer Finishing Lower	33855-65	X						
52	Rear Door Outer Panel Transfer Finishing Upper	33855-65	X		X				
53	Rear Door Outer Panel Transfer Finishing Lower	33855-65	X						
54	Rear Quarter Outer Panel Transfer Finishing Front	33855-65	X						
55	Front of Rear Wheel Opening Outer Panel Transfer Finishing	33855-65					X		
56	Rear of Rear Wheel Opening Outer Panel Transfer Finishing Upper	33855-65	X		X			Rear Quarter Outer Panel Transfer Finishing Vertical Rear	

METHODS OF MOLDING RETENTION  
 OLDSMOBILE "A" BODIES - 33000 SERIES  
 FIGURES 17-67 THROUGH 17-75

Key	Molding Name	Series or Styles	Screws	Spring (Self-Retained)	Snap-On Clips or Retainers On Panel	Snap-On Clips On Molding	Studs With Attaching Nuts	Engages With Other Moldings	Remove Hardware Or Trim
57	Rear Quarter Outer Panel Transfer Finishing Vertical Rear	33855-65				X			
58	Rear Quarter Outer Panel Name Plate	33435					X		Quarter Trim Left Side, Spare Tire Cover Right Side
59	Rear Compartment Lid Outer Panel	All	X				X		
60	Rear Compartment Lid Outer Panel Name Plate	All					X		
61	Rear Compartment Lid Outer Panel Emblem	All					X		
62	Back Window Reveal Upper	07,17,69			X				
		39			X			Back Window Reveal Side	
63	Back Window Reveal Side	39			X				
64	Back Window Reveal Lower	07,17,69			X				
		39			X			Back Window Reveal Upper	
65	Back Window Reveal Lower Corner Escutcheon	39	X						Back Window Reveal Lower and Side
66	Rear Roof Panel Rear Reveal	55,65					X		Rear Roof Headlining Trim Finish Molding
67	Back Body Opening Upper Reveal	35,55,65	X					Back Body Opening Side Reveal	Tailgate Window Glass Run Channel
68	Back Body Opening Side Reveal	35,55,65	X						Back Body Opening Pinch Weld Finishing Lace

METHODS OF MOLDING RETENTION  
 OLDSMOBILE "A" BODIES - 33000 SERIES  
 FIGURES 17-67 THROUGH 17-75

Key	Molding Name	Series or Styles	Screws	Spring (Self-Retained)	Snap-On Clips or Retainers On Panel	Snap-On Clips On Molding	Studs With Attaching Nuts	Engages With Other Moldings	Remove Hardware Or Trim
69	Back Body Pillar Belt Finishing	55,65	X					Rear Quarter Window Reveal Rear	
70	Tailgate Window Lower Reveal	35,55,65	X			X			
71	Tailgate Outer Panel Transfer Finishing Lower	33855-65				X	X		Tailgate Trim Assembly
72	Tailgate Outer Panel Transfer Finishing Side	33855-65	X				X	Tailgate Window Lower Reveal Tailgate Outer Panel Transfer Finishing Lower	Tailgate Trim Assembly
73	Tailgate Outer Panel Upper Side	33435-65 33635	X		X				
74	Tailgate Outer Panel Upper Center	33435-65 33635	X					Tailgate Outer Panel Upper Side	
75	Tailgate Outer Panel Lower	33635	X		X				
76	Tailgate Outer Panel Name Plate	35,55,65					X		Tailgate Trim Assembly

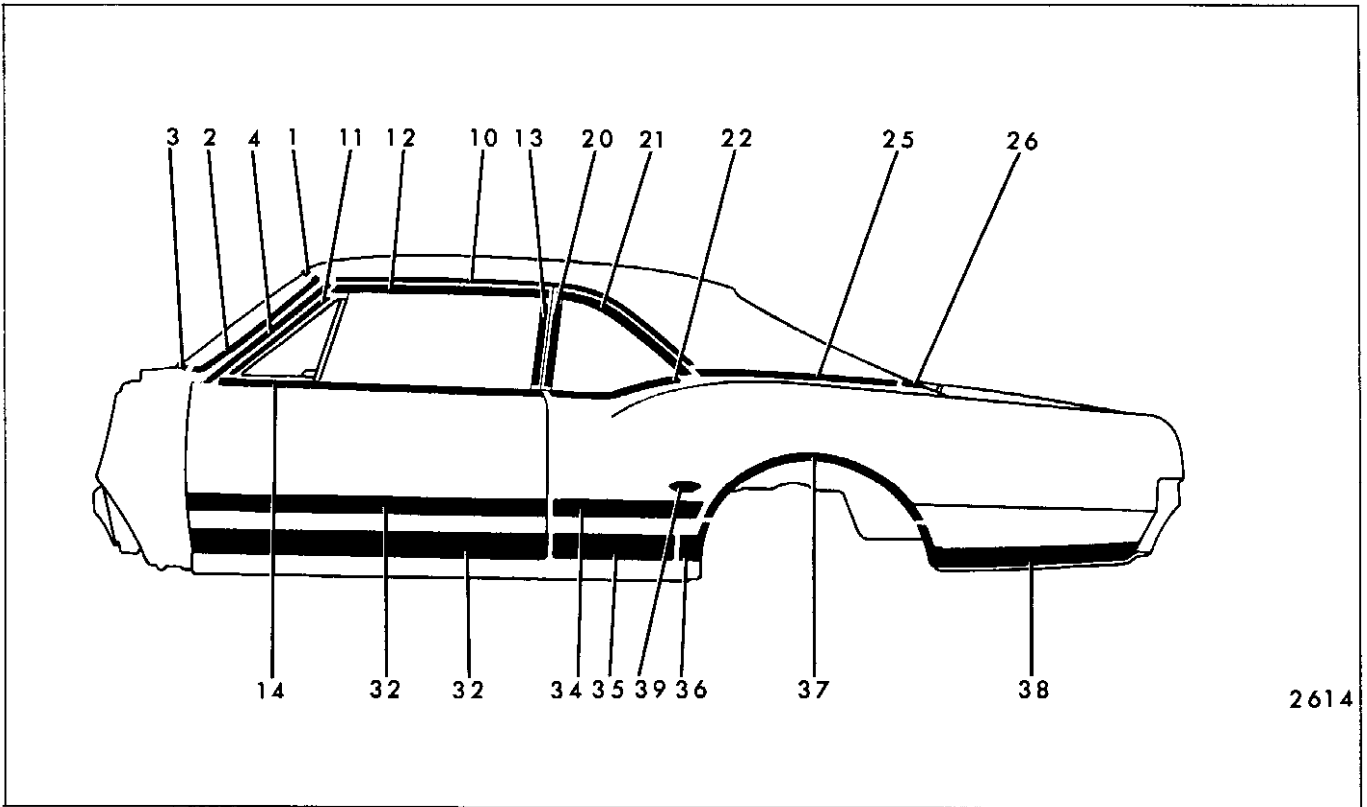


Fig. 17-67—Oldsmobile "A-07" Styles

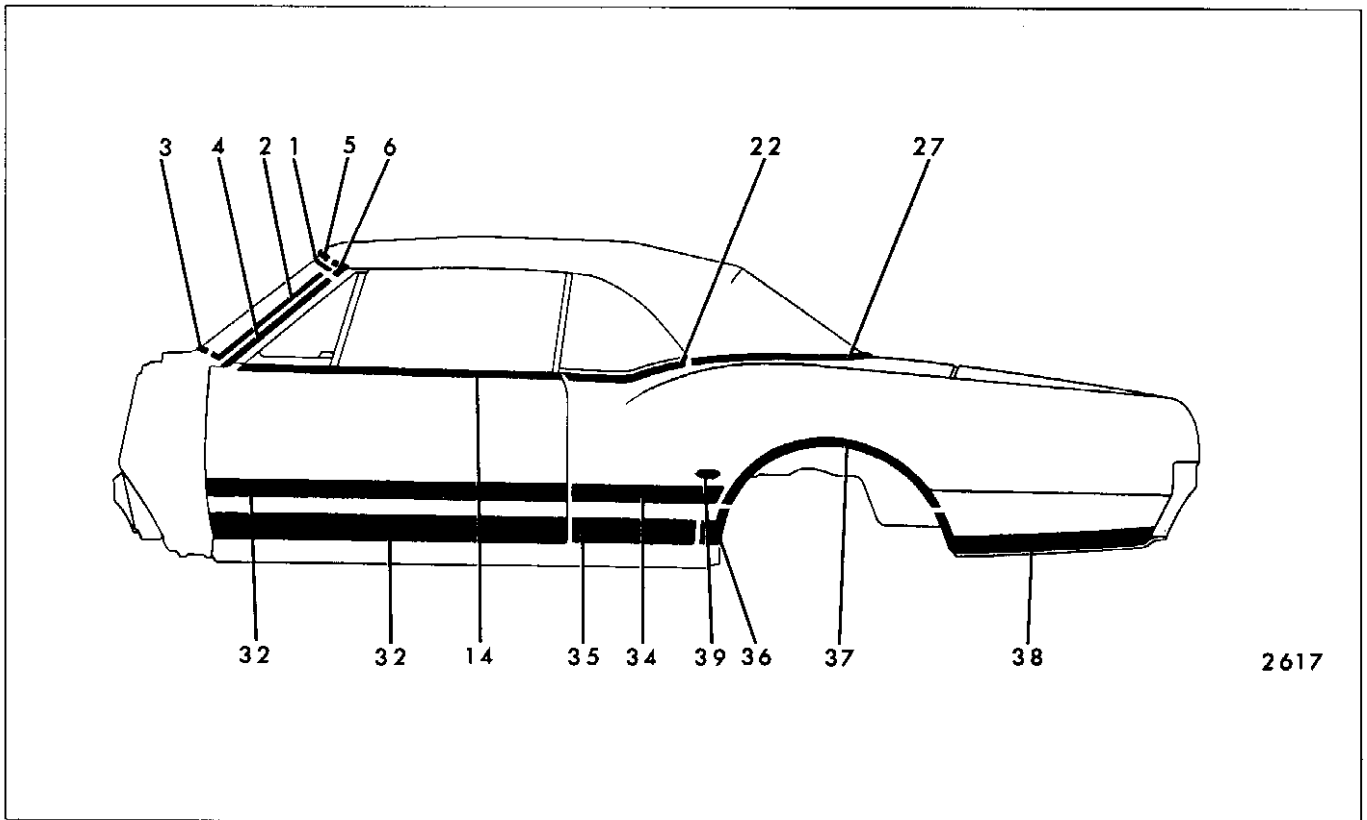


Fig. 17-68—Oldsmobile "A-67" Styles

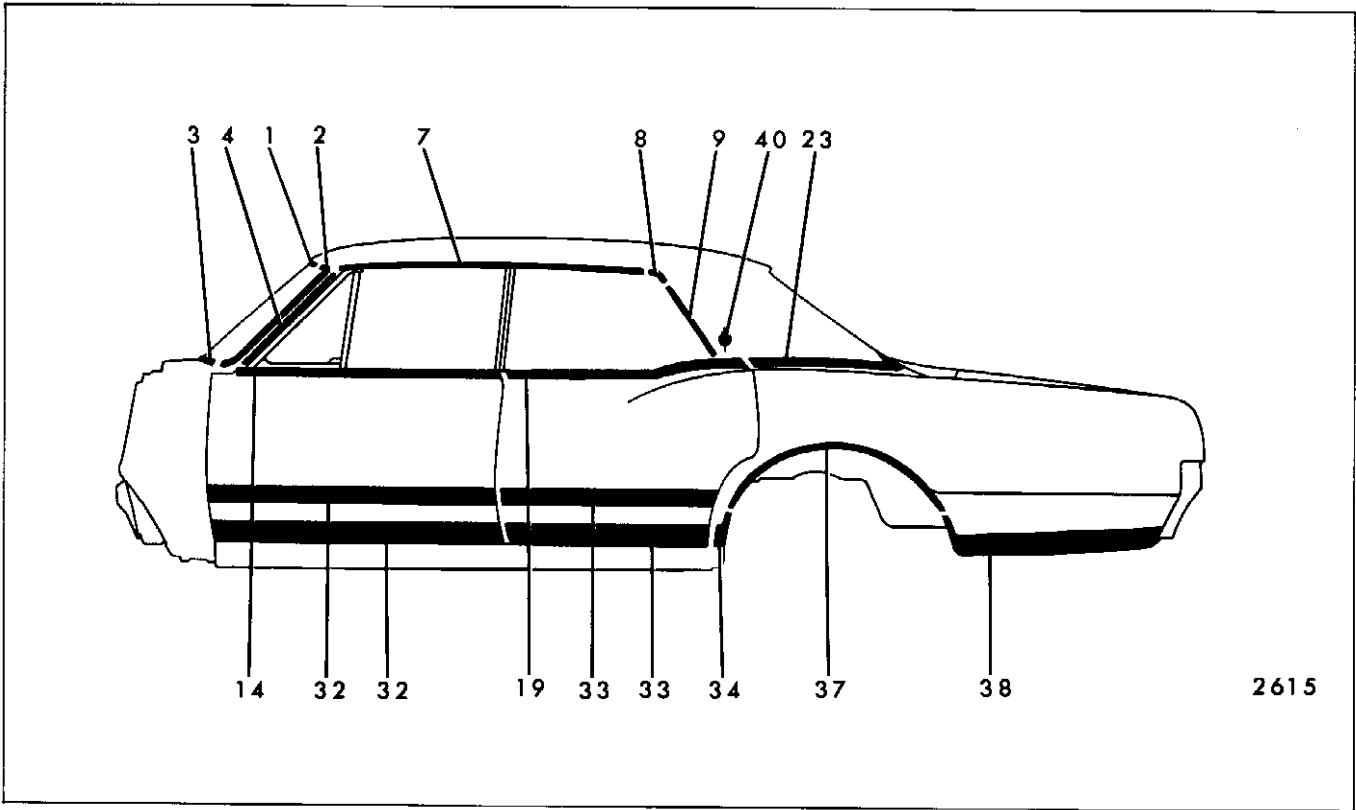


Fig. 17-69—Oldsmobile "A-39" Styles

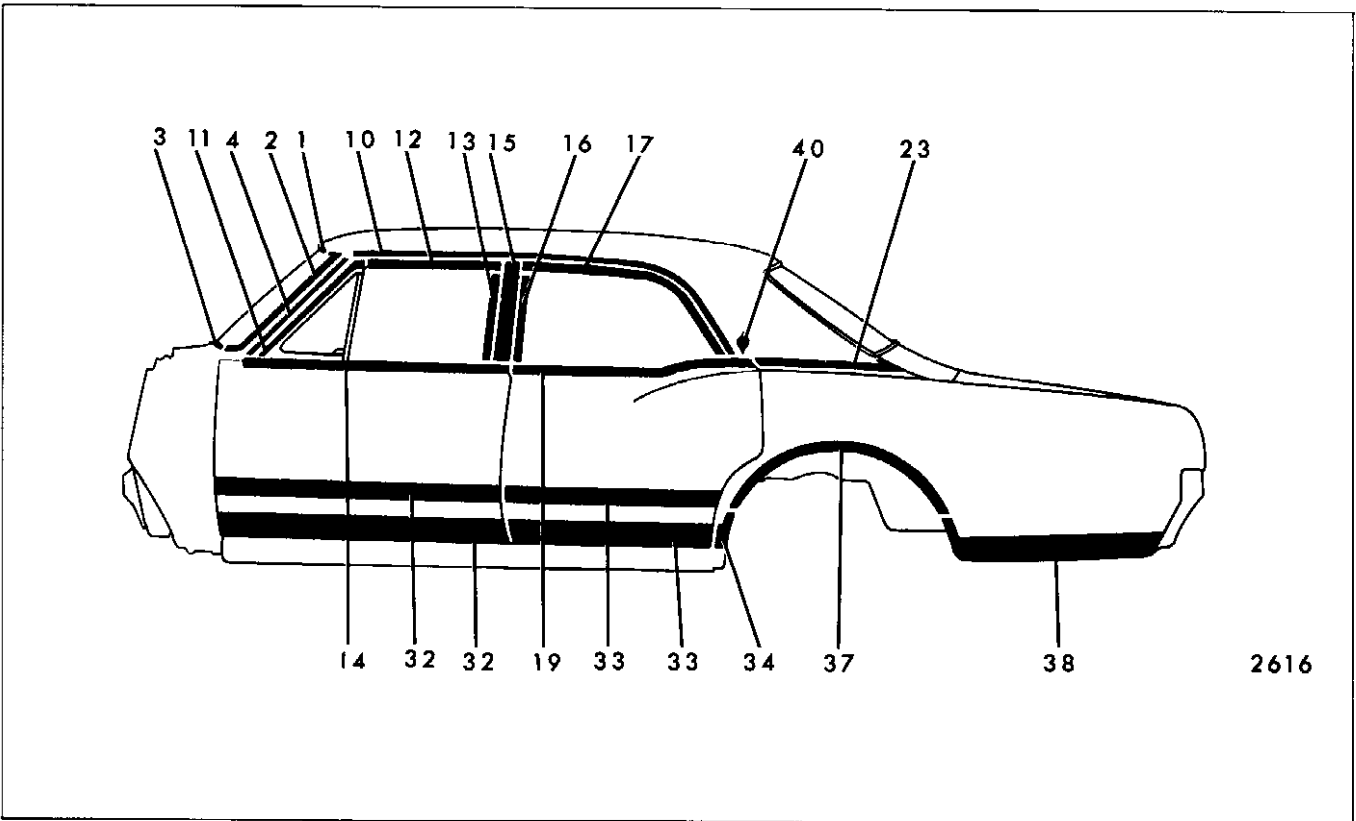


Fig. 17-70—Oldsmobile "A-69" Styles

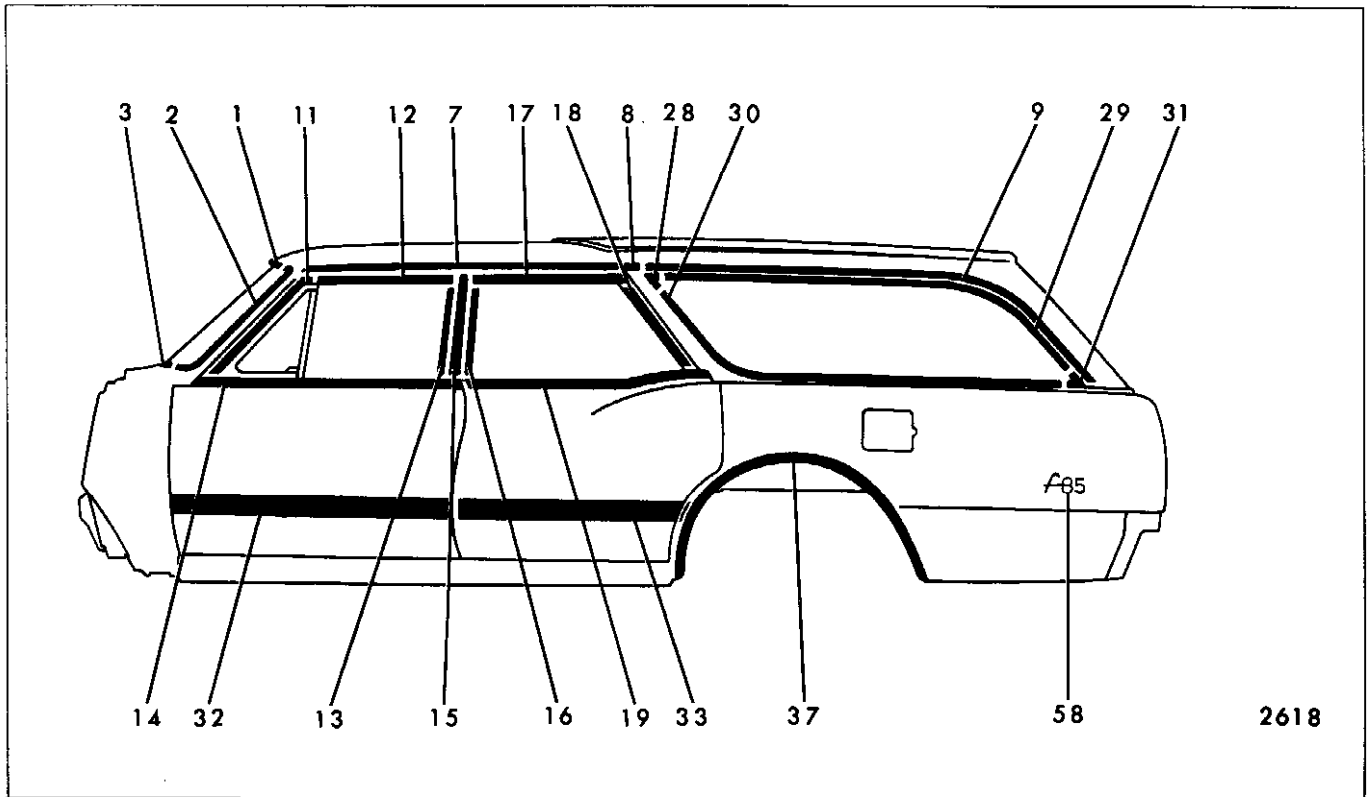


Fig. 17-71—Oldsmobile "A-35" Styles

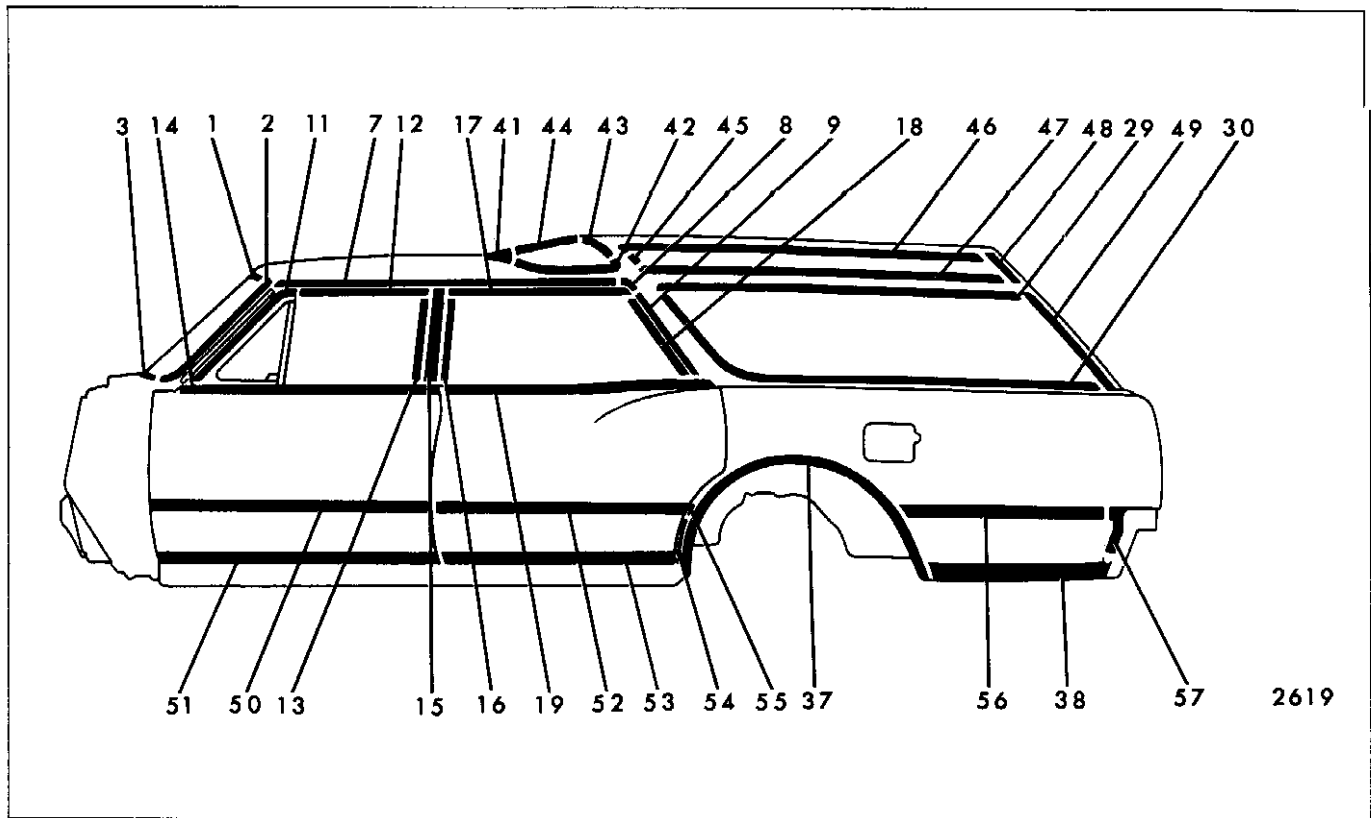


Fig. 17-72—Oldsmobile "A-55-65" Styles

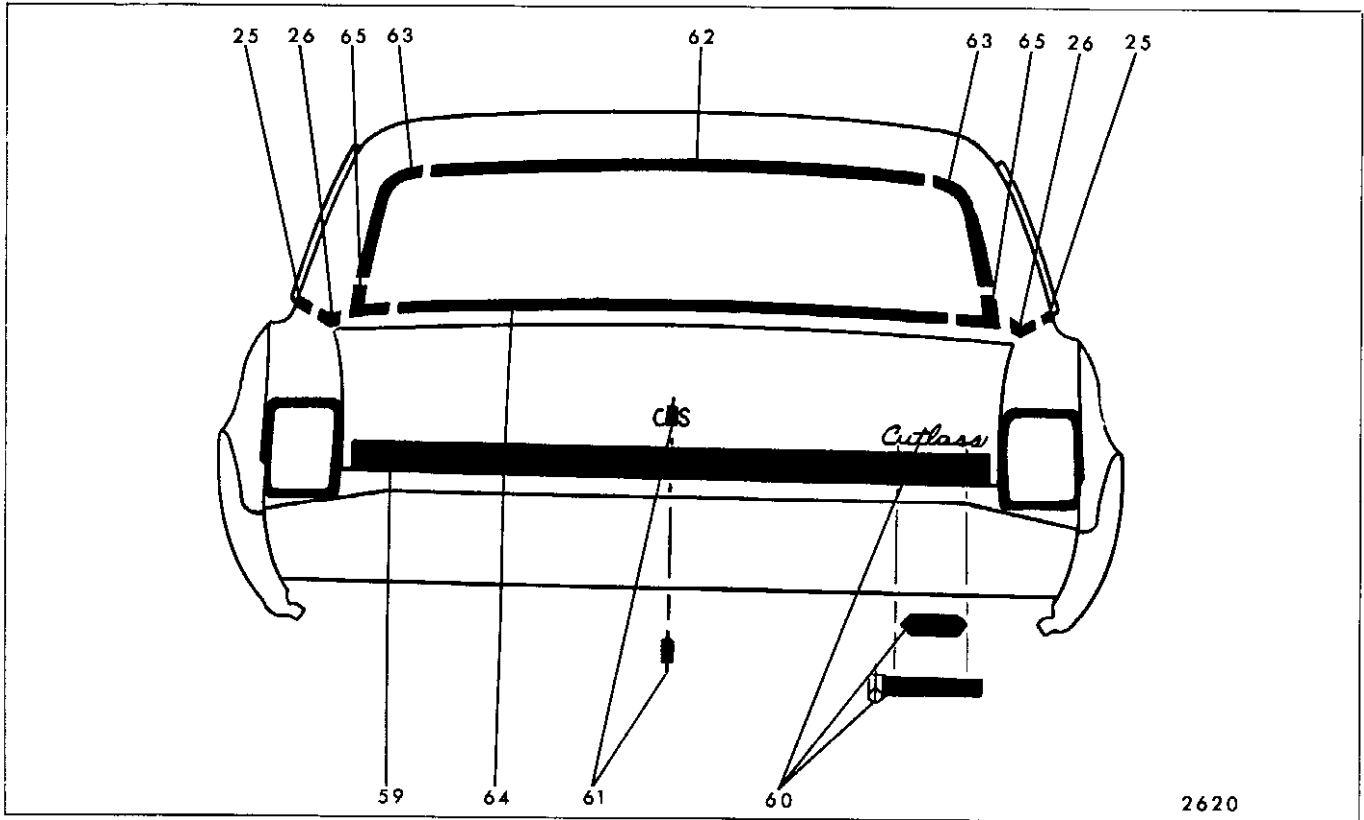


Fig. 17-73—Oldsmobile 33400-33600-33800 (Except 35-55-65 Styles)

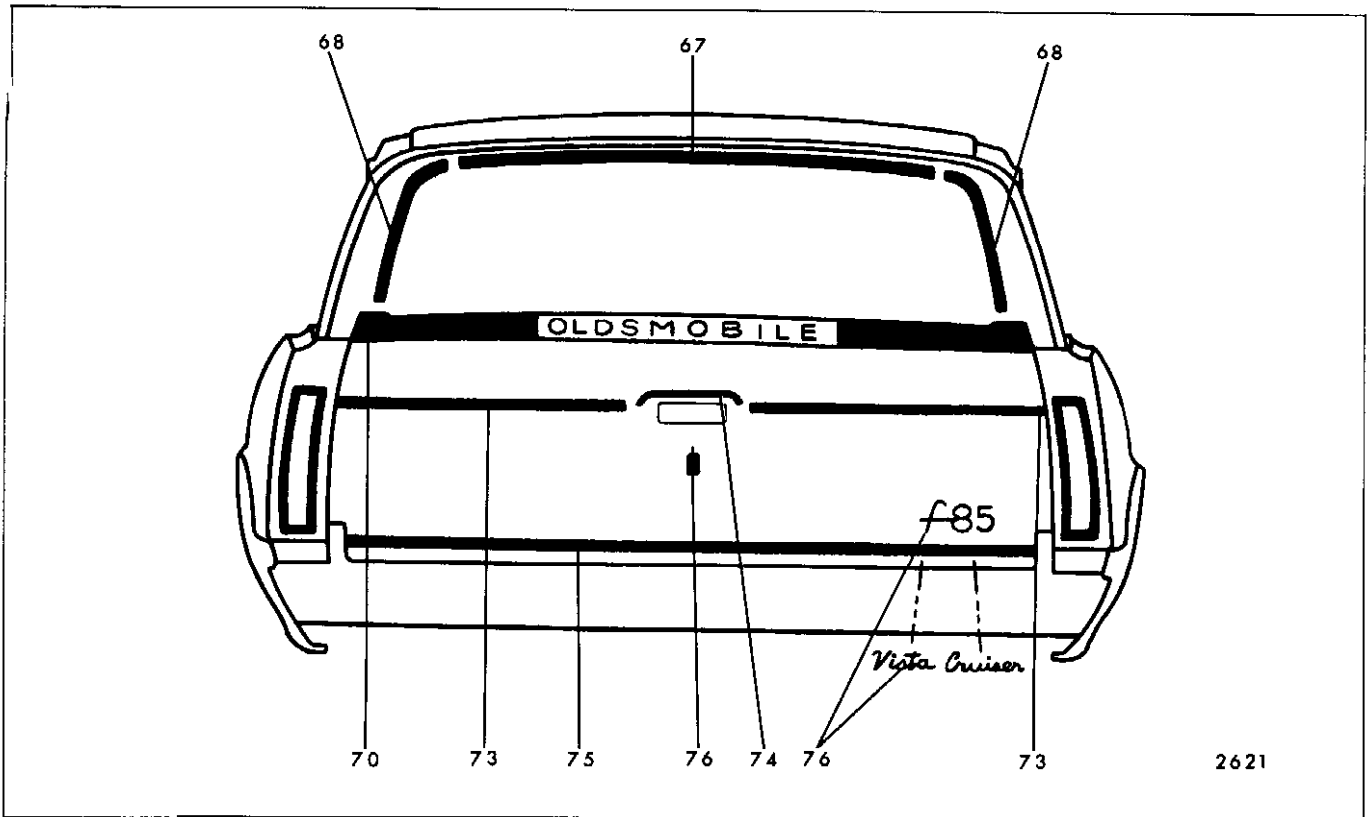


Fig. 17-74—Oldsmobile "A-35" Styles

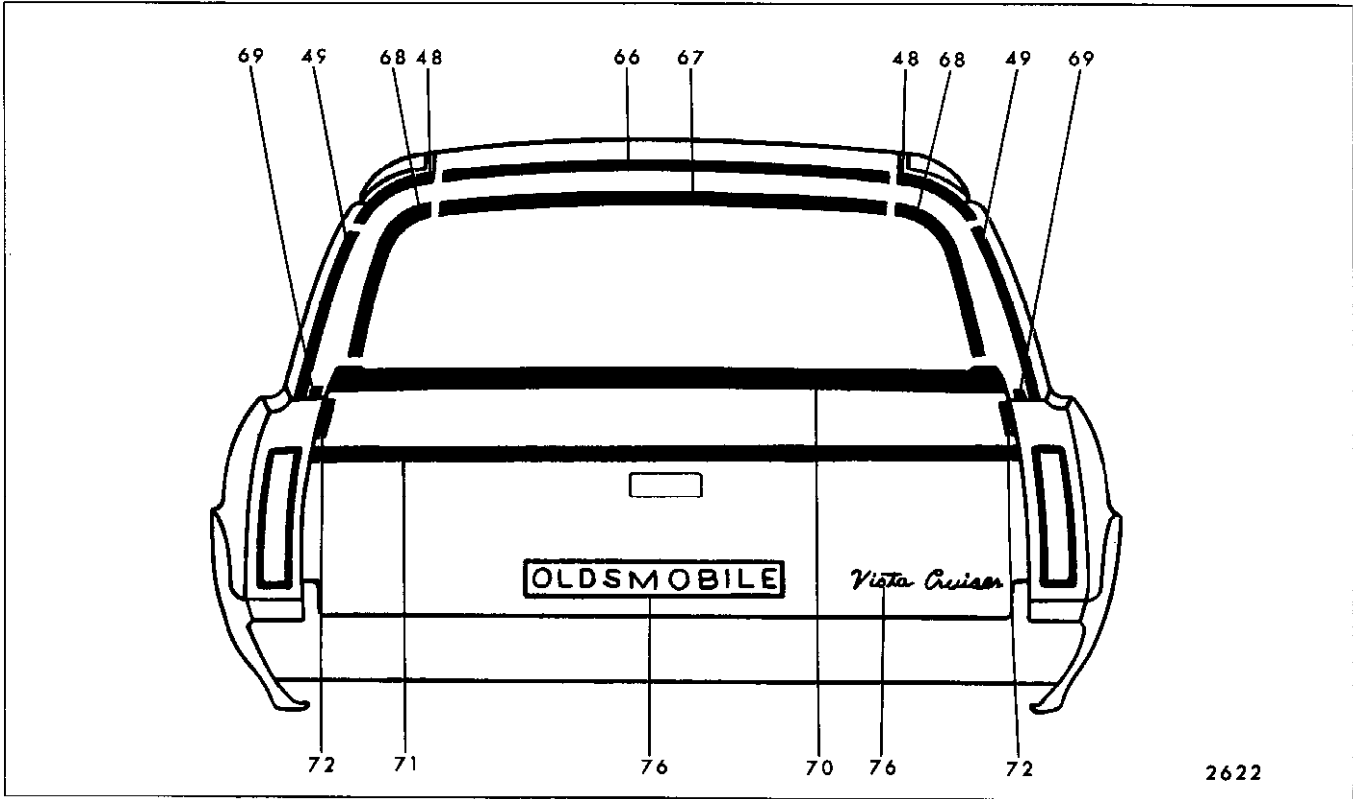


Fig. 17-75—Oldsmobile "A-55-65" Styles