

METHODS OF MOLDING RETENTION
BUICK "A" BODIES - 43000 AND 44000 SERIES
FIGURES 17-94 THROUGH 17-103

Key	Molding Name	Series or Styles	Screws	Spring (Self-Retained)	Snap-On Clips or Retainers On Panel	Snap-On Clips On Molding	Studs With Attaching Nuts	Engages With Other Moldings	Remove Hardware Or Trim
1	Windshield Reveal Upper	All			X				
2	Windshield Reveal Side	All			X			Windshield Reveal Upper	
3	Windshield Reveal Lower	All			X			Windshield Reveal Side	
4	Windshield Pillar Finishing	All	X						Windshield Pillar Weatherstrip and Weatherstrip Retainer
5	Windshield Header Center	67	X					Windshield Header Side	Rear View Mirror Support
6	Windshield Header Side	67	X					Windshield Reveal Upper and Sides	Sunshade Support, Windshield Pillar Weatherstrip and Weatherstrip Retainer
7	Roof Drip Molding Front Scalp	35,39,55,65		X				Roof Drip Molding Scalp Escutcheon	
8	Roof Drip Molding Scalp Escutcheon	35,39,55,65		X					
9	Roof Drip Molding Rear Scalp	35,39,55,65		X				Roof Drip Molding Scalp Escutcheon	
10	Roof Drip Molding Scalp	07,17,69		X					
11	Front Door Window Frame Front Scalp	07,35,55,65,69		X					
12	Front Door Window Frame Upper Scalp	07,35,55,65,69		X				Front Door Window Frame Front Scalp	
13	Front Door Window Frame Rear Scalp	07,35,55,65,69		X				Front Door Window Frame Upper Scalp	
14	Front Door Window Belt Reveal	All	X						Front Door Window Glass Lower Stop
15	Center Pillar Scalp	35,55,65,69	X						

METHODS OF MOLDING RETENTION

BUICK "A" BODIES - 43000 AND 44000 SERIES
FIGURES 17-94 THROUGH 17-103

Key	Molding Name	Series or Styles	Screws	Spring (Self-Retained)	Snap-On Clips or Retainers On Panel	Snap-On Clips On Molding	Studs With Attaching Nuts	Engages With Other Moldings	Remove Hardware Or Trim
16	Rear Door Window Frame Front Scalp	35,55,65,69		X				Rear Door Window Frame Upper Scalp	
17	Rear Door Window Frame Upper Scalp	35,55,65,69		X				Rear Door Window Frame Rear Scalp	
18	Rear Door Window Frame Rear Scalp	35,55,65		X					
19	Rear Door Window Belt Reveal	All	X						Rear Door Window Glass Lower Stop
20	Rear Quarter Window Reveal Front	07			X			Rear Quarter Window Reveal Upper	
21	Rear Quarter Window Reveal Upper	07	X						
22	Rear Quarter Window Belt Reveal	07,17,67	X						Rear Quarter Window Glass Lower Stop
23	Rear Quarter Belt Reveal	39,69			X		X		
24	Rear Quarter Belt Reveal Corner Escutcheon	39 (Optional)	X					Rear Quarter Belt Reveal Back Window Reveal Lower and Sides	
25	Rear Quarter Belt Outer Reveal	07,17			X		X		
26	Rear Quarter Belt Inner Reveal	07,17			X		X	Rear Quarter Belt Outer Reveal	
27	Rear Quarter Pinchweld Finishing	67	X		X			Rear Quarter Window Belt Reveal	Rear Quarter and Rear End Trim Sticks
28	Rear Quarter Window Reveal Upper Corner Escutcheon	35			X				Loosen Rear Quarter Window Reveal Upper and Lower at Corner
29	Rear Quarter Window Reveal Upper	35,55,65			X			Rear Quarter Window Reveal Upper and Lower Corner Escutcheon (35 Styles Only)	

METHODS OF MOLDING RETENTION
 BUICK "A" BODIES - 43000 AND 44000 SERIES
 FIGURES 17-94 THROUGH 17-103

Key	Molding Name	Series or Styles	Screws	Spring (Self-Retained)	Snap-On Clips or Retainers On Panel	Snap-On Clips On Molding	Studs With Attaching Nuts	Engages With Other Moldings	Remove Hardware Or Trim
30	Rear Quarter Window Reveal Lower	35,55,65			X			Rear Quarter Window Reveal Upper and Lower Corner Escutcheon (35 Styles Only)	
31	Rear Quarter Window Reveal Lower Corner Escutcheon	35			X				Loosen Rear Quarter Window Reveal Upper and Lower at Corner
32	Front Door Outer Panel	All	X		X				
33	Rear Door Outer Panel	All	X		X				
34	Rear Quarter Outer Panel	43000 (Except 43435-43635 Lt. Side)			X		X		Rear Quarter Trim Pad (07-17-67 Styles Only) Rear Quarter Trim (35 Styles Rt. Side Only)
35	Front of Rear Wheel Opening	44439 44407-17-67	X		X X		X		Rear Quarter Trim Pad
36	Rear Wheel Opening	All	X						
37	Rear Wheel Opening Cover	All	X						
38	Rear of Rear Wheel Opening	44400 44800	X		X		X		
39	Rear Quarter Outer Panel Front	43435,43635 Lt. Side			X				
40	Gas Tank Filler Door	43435,43635 Lt. Side	X						
41	Rear Quarter Outer Panel Rear	43435,43635 Lt. Side			X		X		Rear Quarter Trim (Lt. Side)
42	Rear Quarter Outer Panel Emblem and/or Name Plate	All					X		Rear Quarter Trim (35-55-65 Styles Only)

METHODS OF MOLDING RETENTION
 BUICK "A" BODIES - 43000 AND 44000 SERIES
 FIGURES 17-94 THROUGH 17-103

Key	Molding Name	Series or Styles	Screws	Spring (Self-Retained)	Snap-On Clips or Retainers On Panel	Snap-On Clips On Molding	Studs With Attaching Nuts	Engages With Other Moldings	Remove Hardware Or Trim
43	Front Skylight Center Division Reveal Lower Escutcheon	55,65			X			Front Skylight Front Reveal and Center Division Reveal	
44	Front Skylight Front Reveal	55,65			X				
45	Front Skylight Rear Reveal	55,65			X			Front Skylight Front Reveal	
46	Front Skylight Center Division Reveal	55,65			X			Front Skylight Rear Reveal	
47	Side Skylight Front Reveal	55,65			X			Side Skylight Lower Reveal	
48	Side Skylight Upper Reveal	55,65			X			Side Skylight Front Reveal	
49	Side Skylight Lower Reveal	55,65			X				
50	Side Skylight Rear Reveal	55,65					X		
51	Rear Quarter Win- dow Reveal Rear	55,65				X		Side Skylight Rear Reveal	
52	Front Door Outer Panel Transfer Finishing Upper	44855-65	X		X				
53	Front Door Outer Panel Transfer Finishing Lower	44855-65	X						
54	Rear Door Outer Panel Transfer Finishing Upper	48855-65	X		X				
55	Rear Door Outer Panel Transfer Finishing Lower	44855-65	X						
56	Rear Quarter Outer Panel Transfer Finishing Front Vertical	44855-65	X						
57	Rear of Rear Quarter Outer Panel	All					X		Rear Quarter Extension

METHODS OF MOLDING RETENTION
BUICK "A" BODIES - 43000 AND 44000 SERIES
FIGURES 17-94 THROUGH 17-103

Key	Molding Name	Series or Styles	Screws	Spring (Self-Retained)	Snap-On Clips or Retainers On Panel	Snap-On Clips On Molding	Studs With Attaching Nuts	Engages With Other Moldings	Remove Hardware Or Trim
58	Rear Quarter Outer Panel Transfer Finishing Front	44855-65 (Lt. Side)			X				
59	Gas Tank Filler Door Transfer Finishing	44855-65 (Lt. Side)	X						
60	Rear Quarter Outer Panel Transfer Finishing Rear	44855-65 (Lt. Side)	X		X			Rear Quarter Outer Panel Transfer Finishing Vertical Rear	
61	Rear Quarter Outer Panel Transfer Finishing	44855-65 (Rt. Side)	X		X			Rear Quarter Outer Panel Transfer Finishing Vertical Rear	
62	Rear Quarter Outer Panel Transfer Finishing Vertical Rear	44855-65				X			
63	Rear Compartment Lid Outer Panel	All					X		
64	Rear Compartment Lid Outer Panel Name Plate	All					X		
65	Back Window Reveal Upper	07,17,69			X				
		39			X			Back Window Reveal Side	
66	Back Window Reveal Side	39			X				
67	Back Window Reveal Lower	07,17,69			X			Back Window Reveal Upper	
		39			X				
68	Back Window Reveal Lower Corner Escutcheon	39	X					Back Window Reveal Lower and Side	
69	Rear Roof Panel Rear Reveal	55,65					X		Rear Roof Headlining Trim Finish Molding

METHODS OF MOLDING RETENTION
 BUICK "A" BODIES - 43000 AND 44000 SERIES
 FIGURES 17-94 THROUGH 17-103

Key	Molding Name	Series or Styles	Screws	Spring (Self-Retained)	Snap-On Clips or Retainers On Panel	Snap-On Clips On Molding	Studs With Attaching Nuts	Engages With Other Moldings	Remove Hardware Or Trim
70	Back Body Opening Upper Reveal	35,55,65	X					Back Body Opening Side Reveal	Tailgate Window Glass Run Channel
71	Back Body Opening Side Reveal	35,55,65	X						Back Body Opening Pinch Weld Finishing Lace
72	Back Body Pillar Belt Finishing	55,65	X					Rear Quarter Window Reveal Rear	
73	Tailgate Window Lower Reveal	35,55,65	X			X			
74	Tailgate Outer Panel Lower	35,55,65	X			X			
75	Tailgate Outer Panel Upper	35,55,65	X			X			
76	Tailgate Outer Panel Name Plate	35,55,65					X		Tailgate Trim Assembly

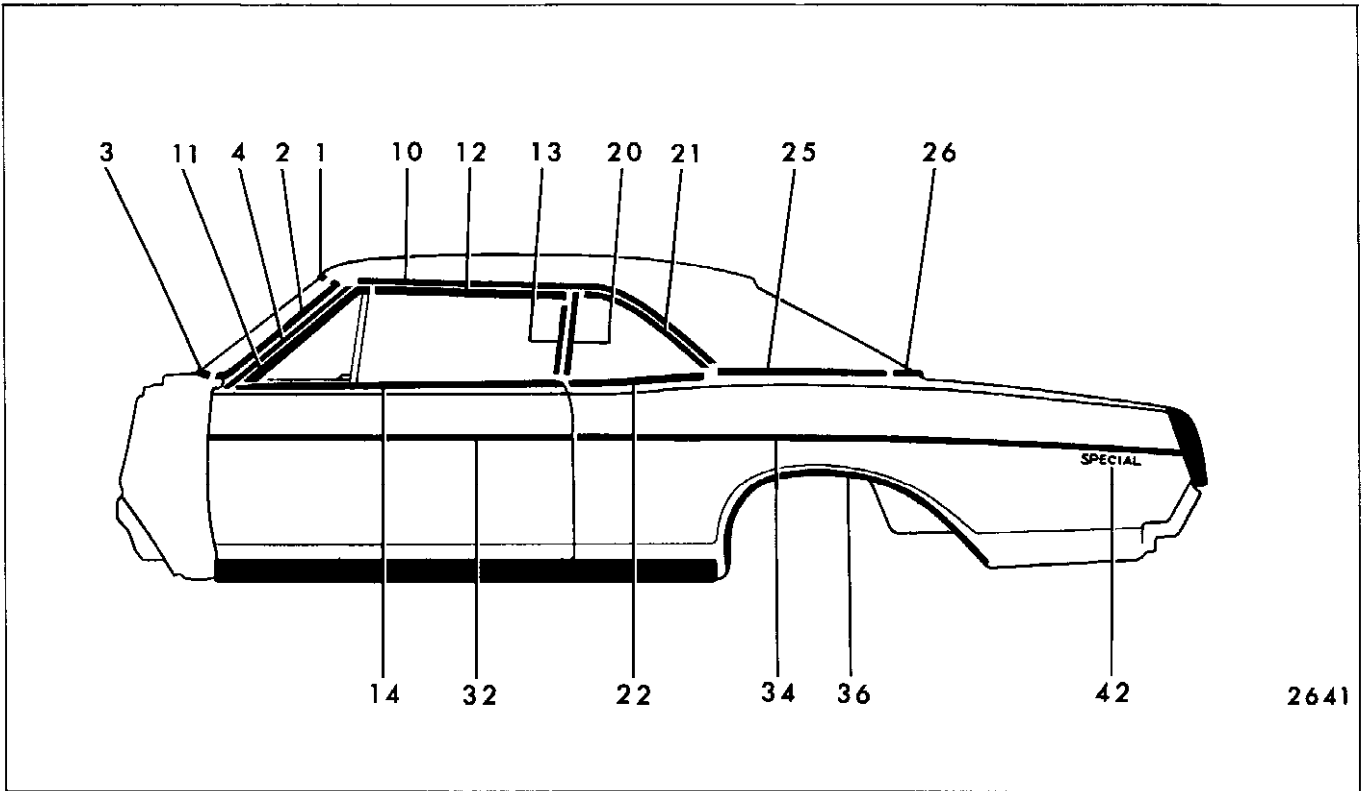


Fig. 17-94--Buick 43407 Style

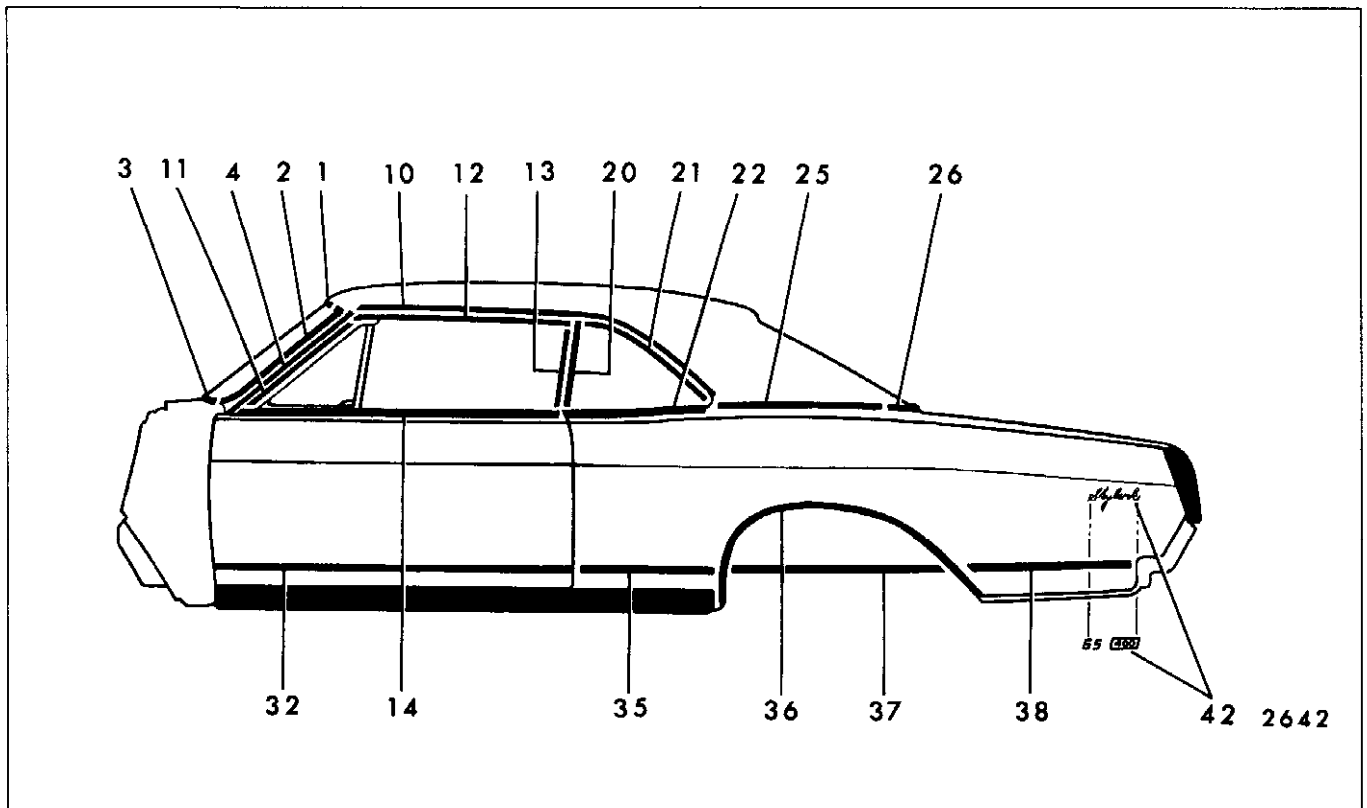


Fig. 17-95--Buick 44407-44607 Styles

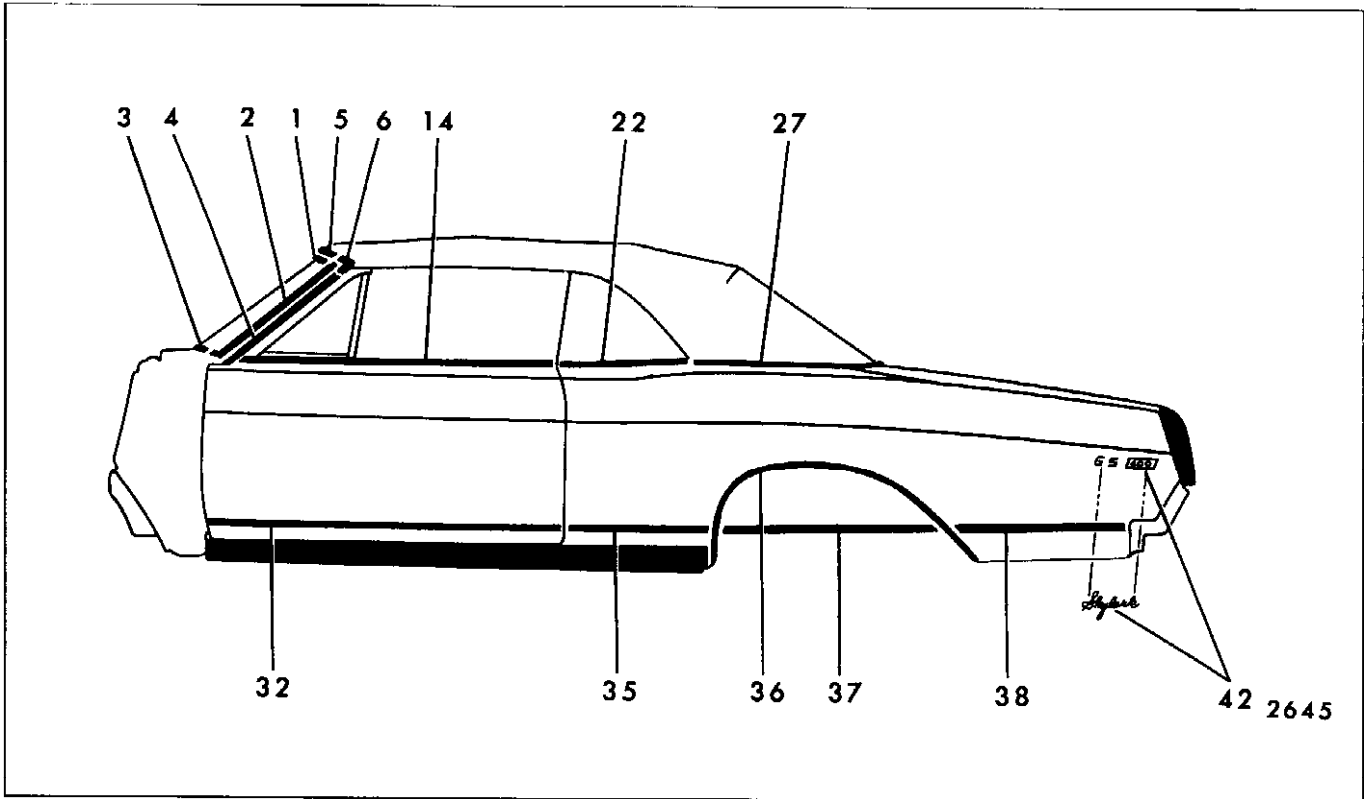


Fig. 17-96—Buick "A-67" Styles

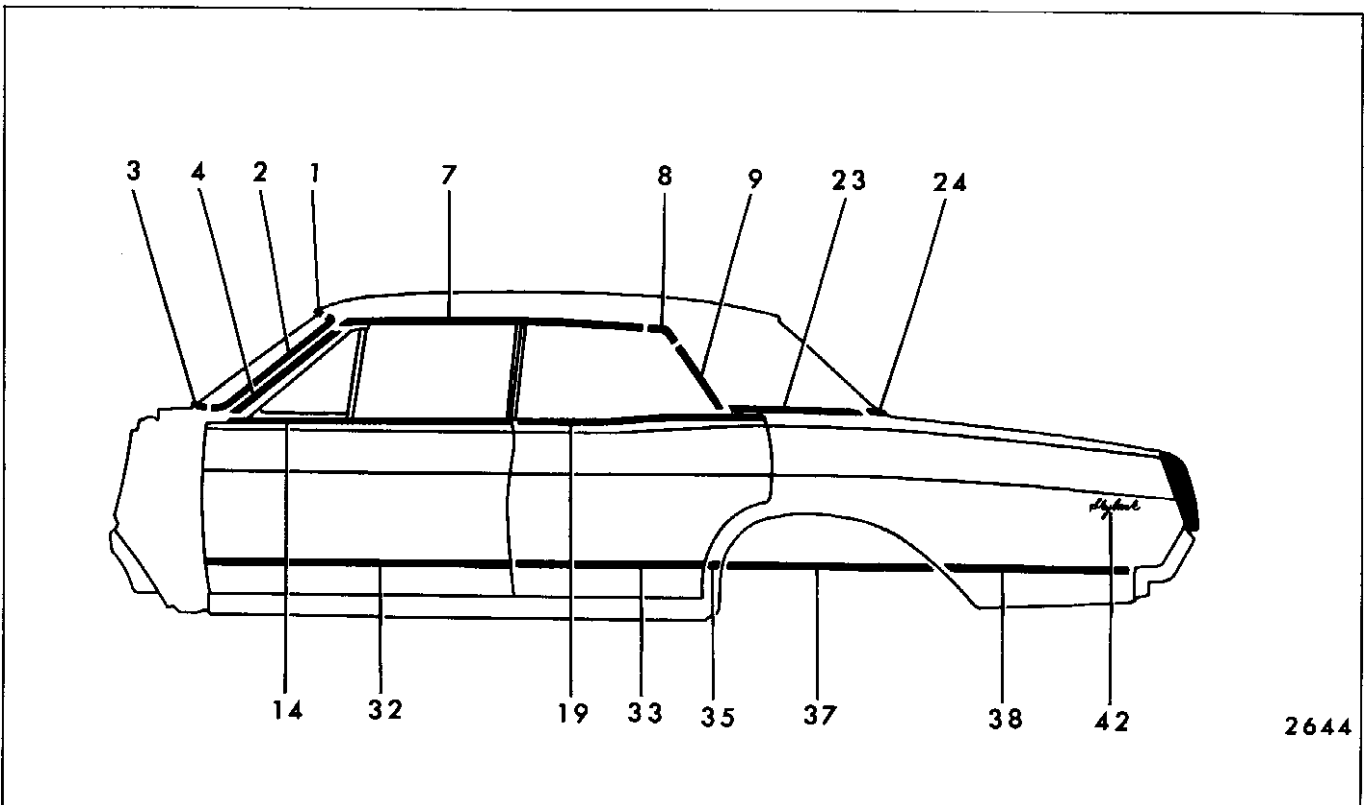


Fig. 17-97—Buick "A-39" Styles

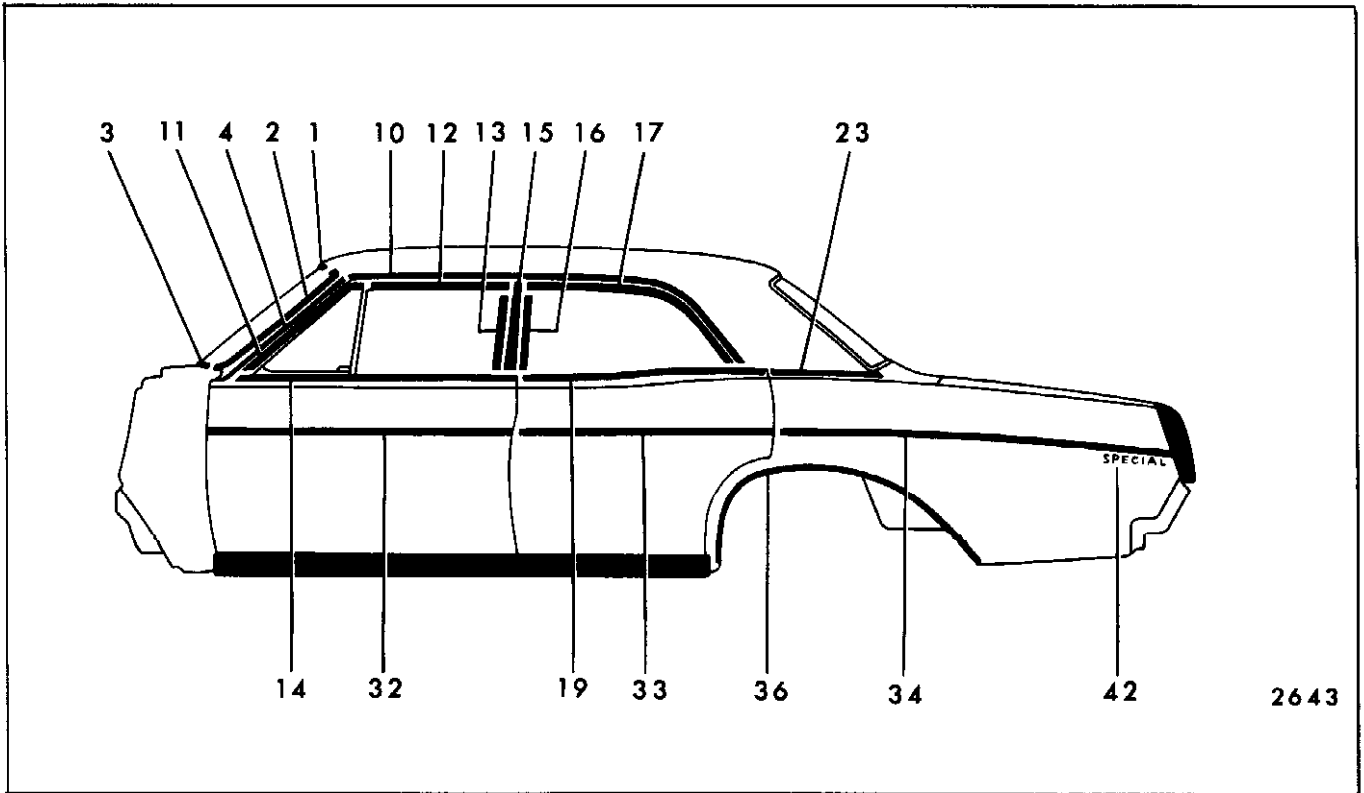


Fig. 17-98—Buick "A-69" Styles

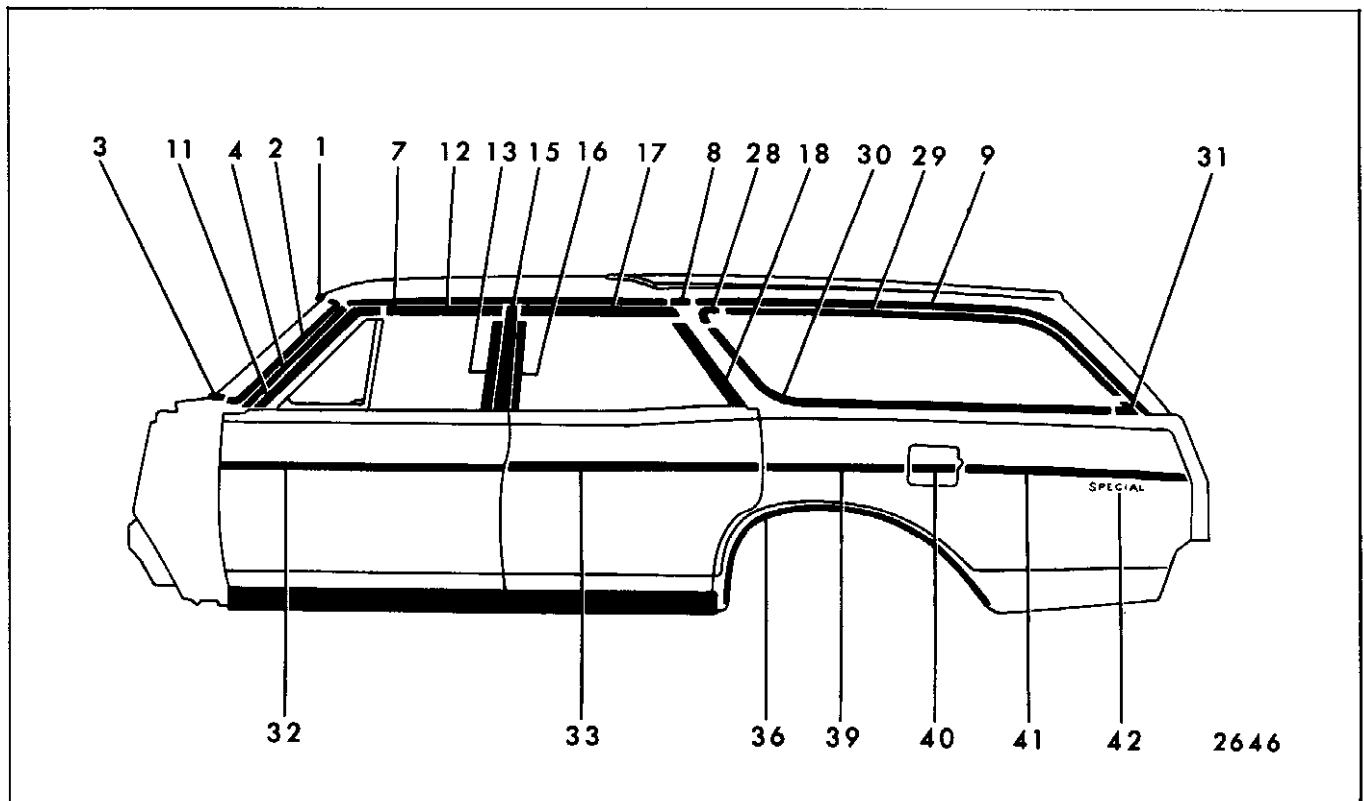


Fig. 17-99—Buick "A-35" Styles

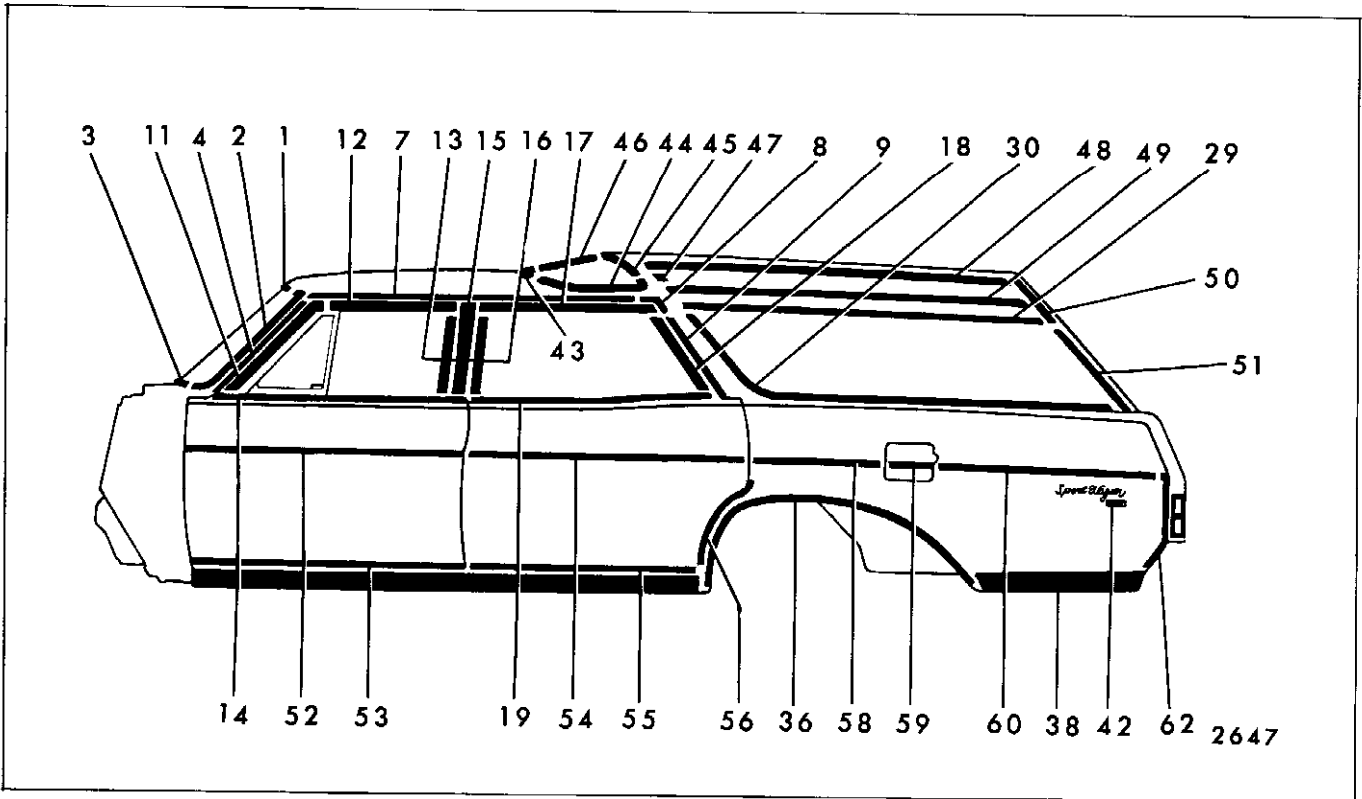


Fig. 17-100—Buick "A-55-65" Styles

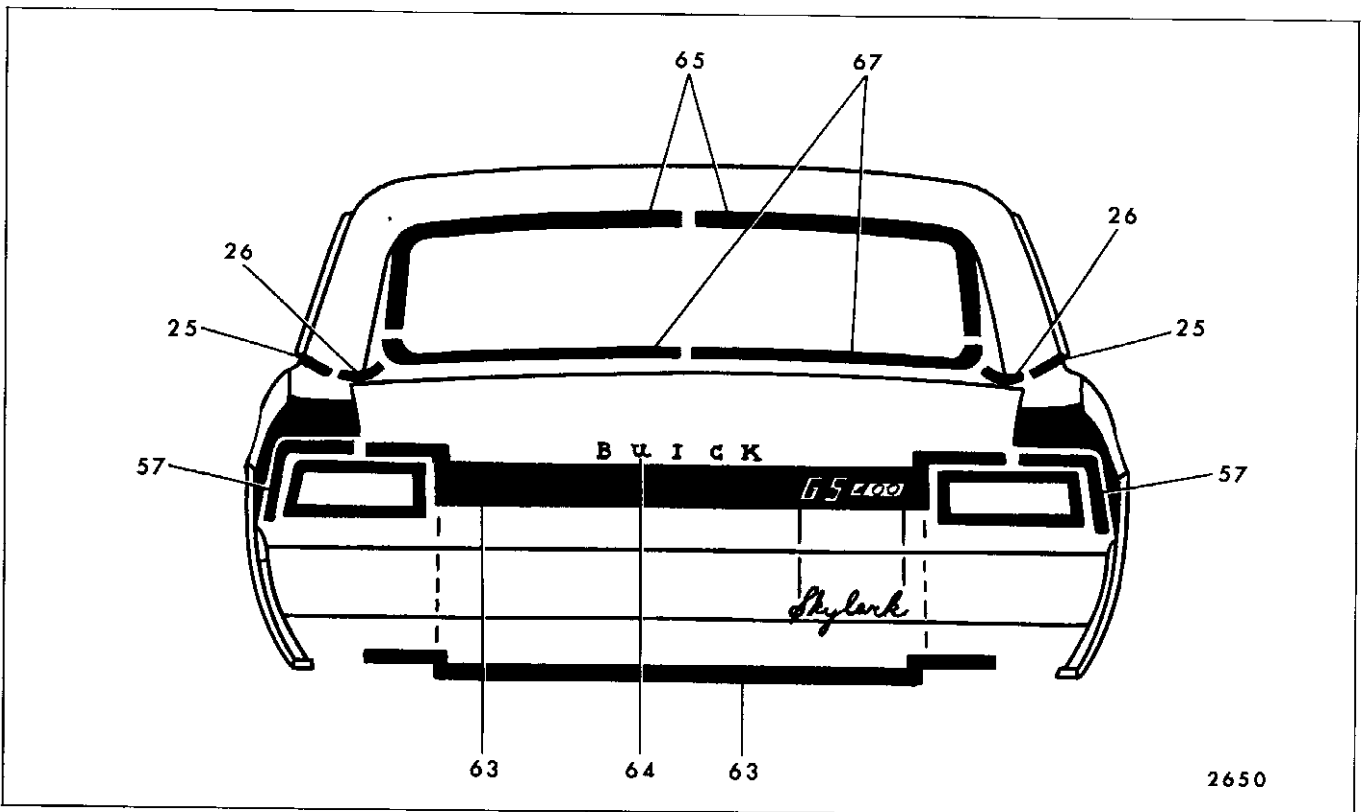


Fig. 17-101—Buick 43400-43600-44400-44600 Styles (Except 35-55-65 Styles)

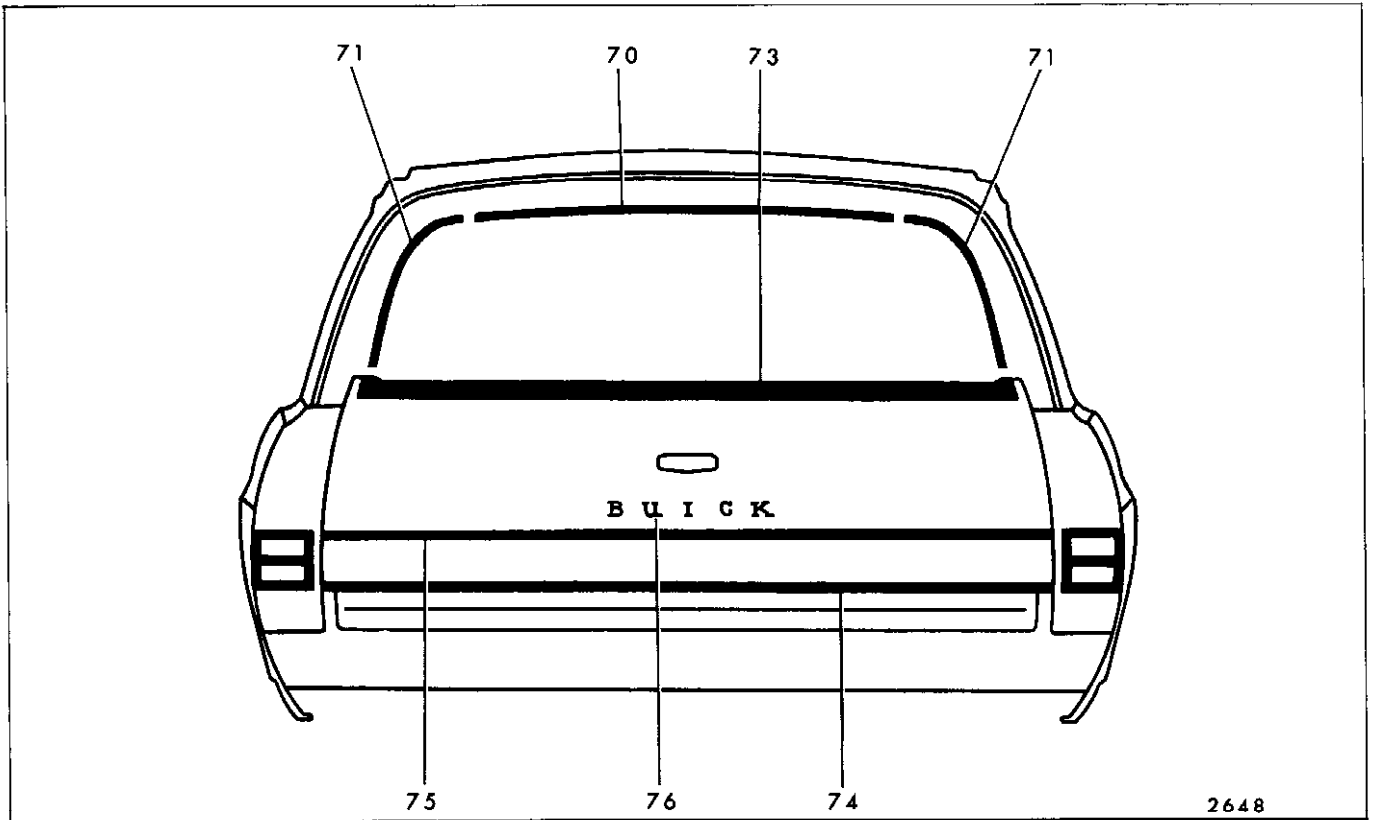


Fig. 17-102—Buick "A-35" Styles

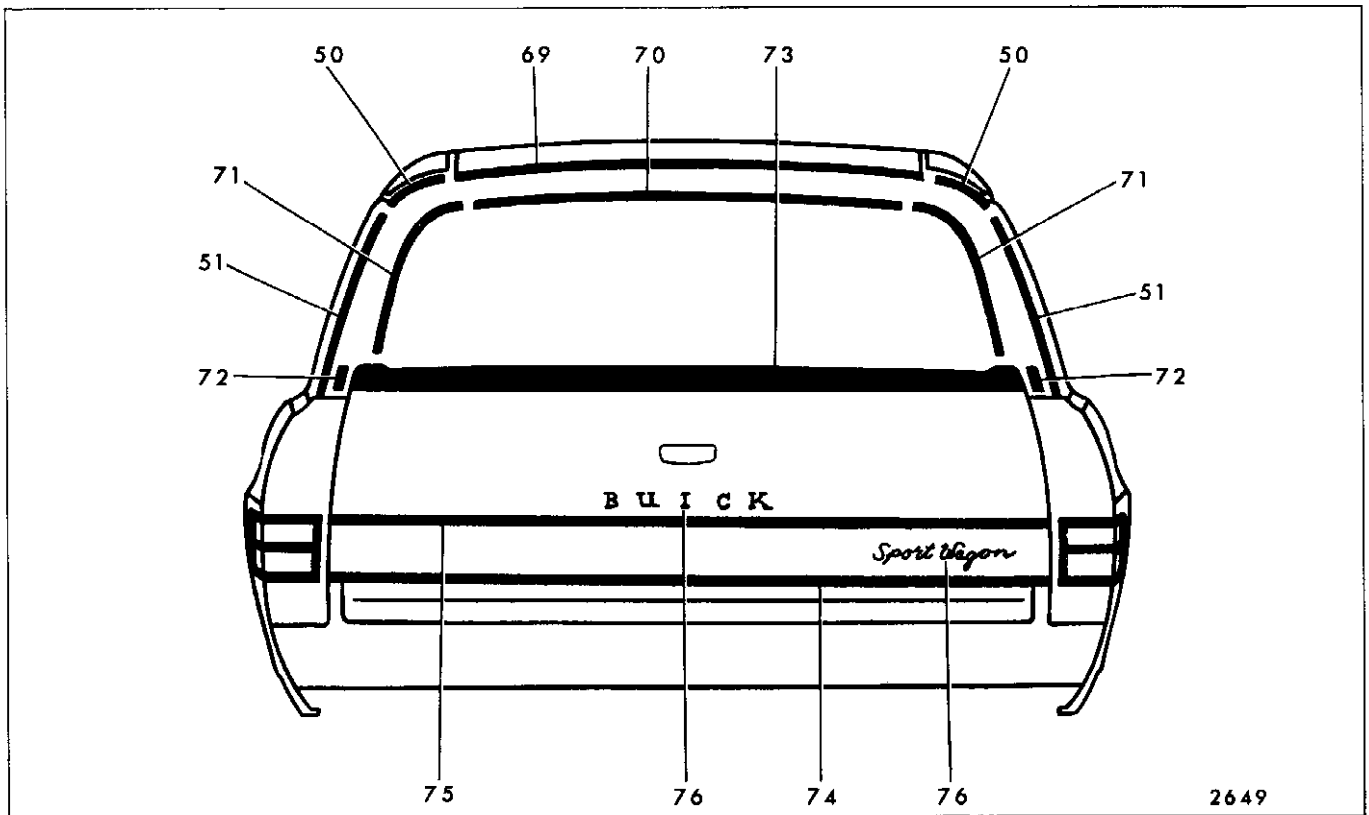


Fig. 17-103—Buick "A-55-65" Styles