

## METHODS OF MOLDING RETENTION

BUICK "B-C" BODIES - 45000, 46000 AND 48000 SERIES  
 FIGURES 17-104 THROUGH 17-113

Key	Molding Name	Series or Styles	Screws	Spring (Self-Retained)	Snap-On Clips or Retainers On Panel	Snap-On Clips On Molding	Studs With Attaching Nuts	Engages With Other Moldings	Remove Hardware Or Trim
1	Windshield Reveal Upper	All			X			Windshield Reveal Side	
2	Windshield Reveal Side	All			X			Windshield Reveal Lower	
3	Windshield Reveal Lower	All	X						Cowl Air Intake Grille
4	Windshield Pillar Drip	All (Except 67)	X						Windshield Pillar Weatherstrip and Weatherstrip Retainer
5	Windshield Pillar Finishing	67	X					Windshield Reveal Side	Windshield Pillar Weatherstrip and Weatherstrip Retainer
6	Roof Drip Molding Scalp	B 39,69,87 C 69		X				Windshield Pillar Drip	
7	Roof Drip Molding Front Scalp	C 39,57		X				Windshield Pillar Drip	
8	Roof Drip Molding Rear Scalp	C 39,57	X	X				Roof Drip Molding Front Scalp	Weatherstrip Retainer
9	Windshield Header	67	X					Windshield Pillar Finishing Windshield Reveal Upper	Sunshade Support and Rear View Mirror Support
10	Front Door Window Frame Front Scalp	69 (Except 48000 Series)		X					
11	Front Door Window Frame Upper Scalp	69 (Except 48000 Series)		X				Front Door Window Frame Front Scalp	
12	Front Door Window Frame Rear Scalp	69 (Except 48000 Series)		X				Front Door Window Frame Upper Scalp	
13	Front Door Window Belt Reveal (at Vent)	All	X						Front Door Vent Assembly
14	Front Door Window Belt Reveal	All	X					Front Door Window Belt Reveal (at Vent)	Rubber Bumper on Door Window Lower Stop

## METHODS OF MOLDING RETENTION

BUICK "B-C" BODIES - 45000, 46000 AND 48000 SERIES  
FIGURES 17-104 THROUGH 17-113

Key	Molding Name	Series or Styles	Screws	Spring (Self-Retained)	Snap-On Clips or Retainers On Panel	Snap-On Clips On Molding	Studs With Attaching Nuts	Engages With Other Moldings	Remove Hardware Or Trim
15	Center Pillar Scalp	48269 48469	X						Side Roof Rail Weatherstrip Front and Rear at Center Pillar
16	Rear Door Window Frame Front Scalp	69 (Except 48000)		X				Rear Door Window Frame Upper Scalp	
17	Rear Door Window Frame Upper Scalp	69 (Except 48000)		X					
18	Rear Door Window Belt Reveal	39,69	X						Rubber Bumper on Rear Door Window Lower Stop
19	Rear Quarter Window Belt Reveal	57,67,87	X						Rear Quarter Window Lower Stop
20	Rear Quarter Window Belt Reveal Escutcheon	87		X				Rear Quarter Window Belt Reveal Roof Drip Molding Scalp	
21	Rear Quarter Belt Reveal	All			X	X	X		Rear Quarter Upper Trim Panel
22	Rear Quarter Belt Reveal Corner Escutcheon	48269 48469					X	Rear Quarter Belt Reveal	
23	Rear Quarter Belt Pinchweld Finishing	67	X		X				
24	Rear Door Outer Panel Crown	48000	X				X		Rear Door Trim Pad
25	Rear Quarter Outer Panel Crown	48000	X		X		X	Rear of Rear Quarter Outer Panel Crown	Rear Compartment Side Trim, Quarter Trim
26	Rear of Rear Quarter Outer Panel Crown	48000	X				X		Loosen Rear Bumper
27	Rear Wheel Opening	45000	X						
28	Rear of Rear Wheel Opening	B C	X X				X		

**METHODS OF MOLDING RETENTION**  
**BUICK "B-C" BODIES - 45000, 46000 AND 48000 SERIES**  
**FIGURES 17-104 THROUGH 17-113**

Key	Molding Name	Series or Styles	Screws	Spring (Self-Retained)	Snap-On Clips or Retainers On Panel	Snap-On Clips On Molding	Studs With Attaching Nuts	Engages With Other Moldings	Remove Hardware Or Trim
29	Rear Quarter Outer Panel Name Plate	All					X		Rear Compartment Side Trim on 48000
30	Roof Panel Emblem	48000					X		Headlining at Rear Quarter Area
31	Rear Wheel Opening Cover Front	46000 48000					X		
32	Rear Wheel Opening Cover Center	46000 48000	X						
33	Rear Wheel Opening Cover Rear	46000 48000					X		
34	Back Window Reveal Upper	All			X			Back Window Reveal Side	
35	Back Window Reveal Side	All			X			Back Window Reveal Lower	
36	Back Window Reveal Lower	All			X				
37	Rear of Rear Quarter Outer Panel	48200 48400	X						Tail Lamp Assembly
38	Rear Compartment Lid Outer Panel	48200 48400	X						
39	Rear Compartment Lid Outer Panel Name Plate	All					X		
40	Rear Compartment Lid Outer Panel Emblem	All (Except 48000)					X		

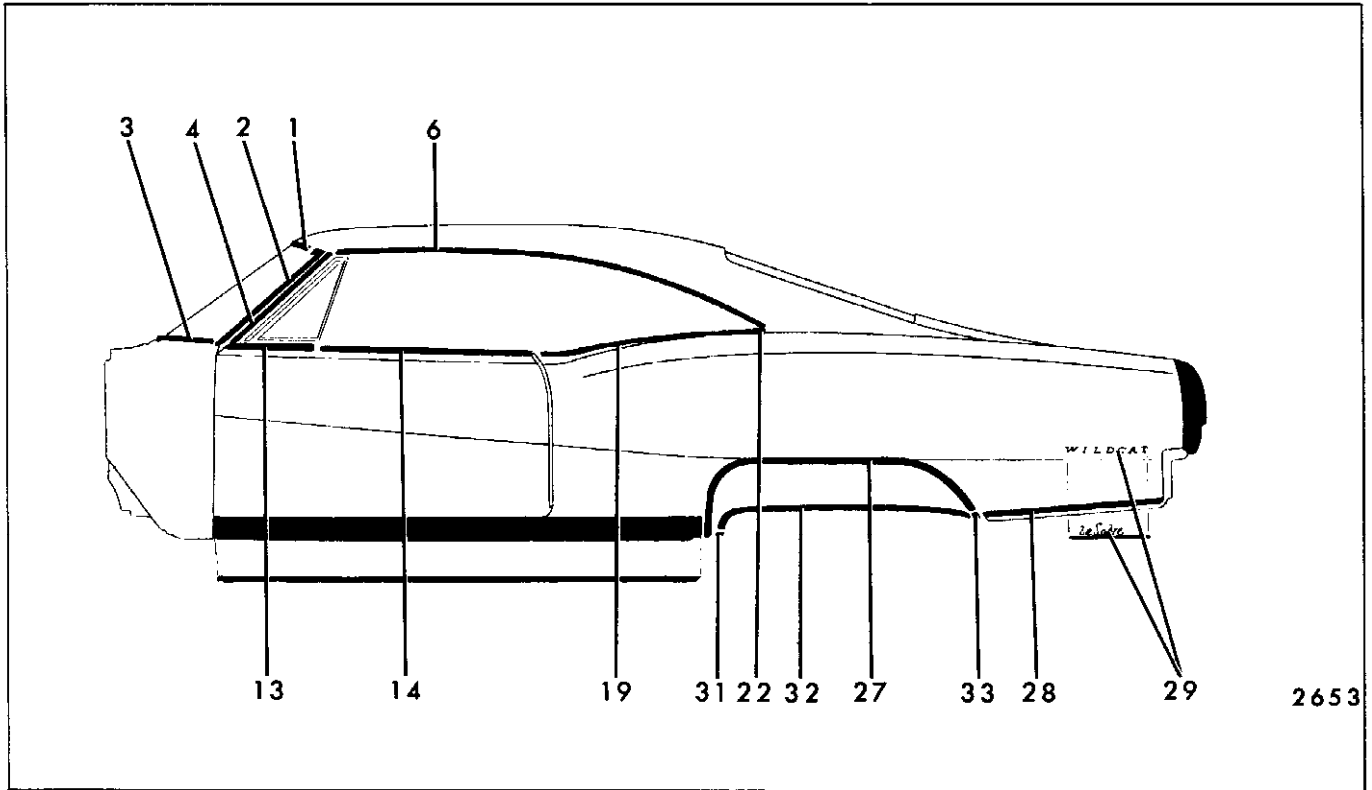


Fig. 17-104—Buick "B-87" Styles

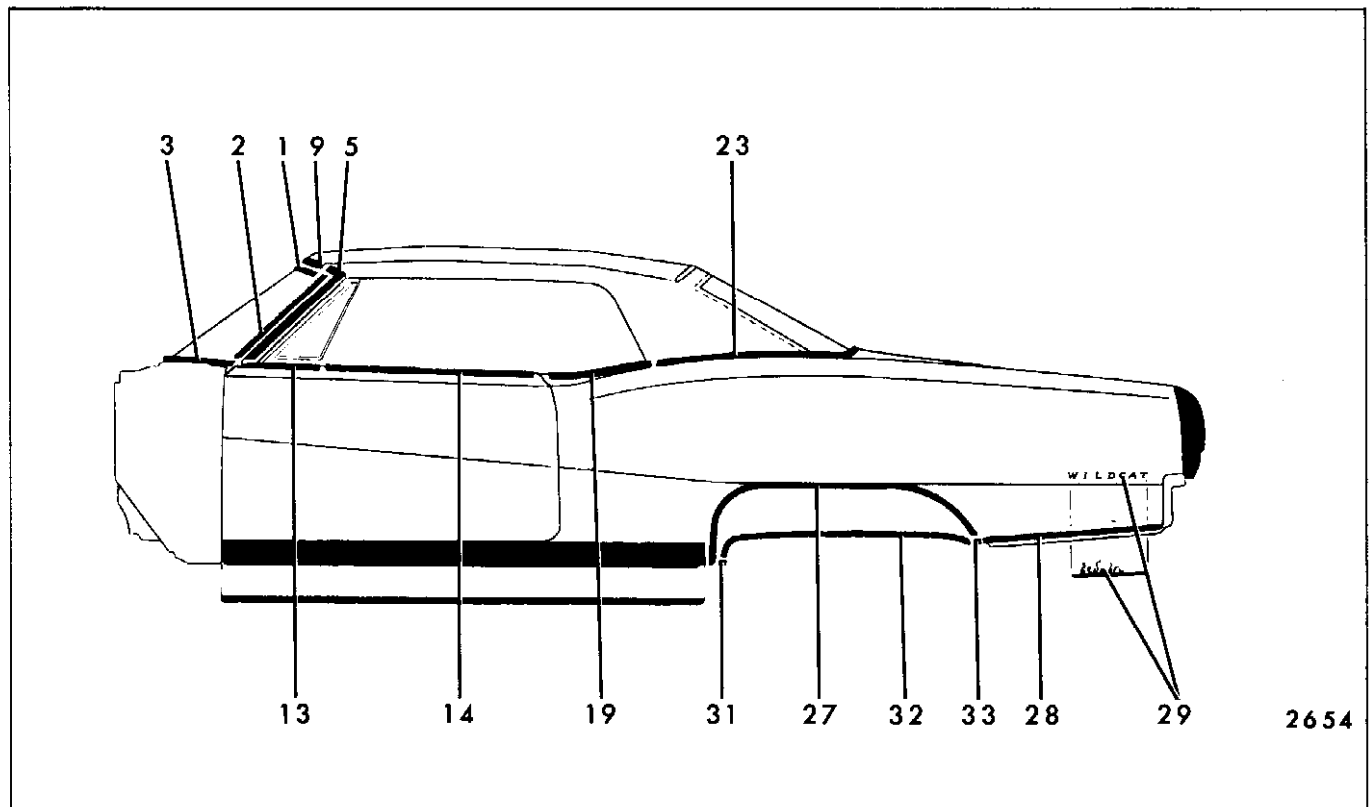


Fig. 17-105—Buick "B-67" Styles

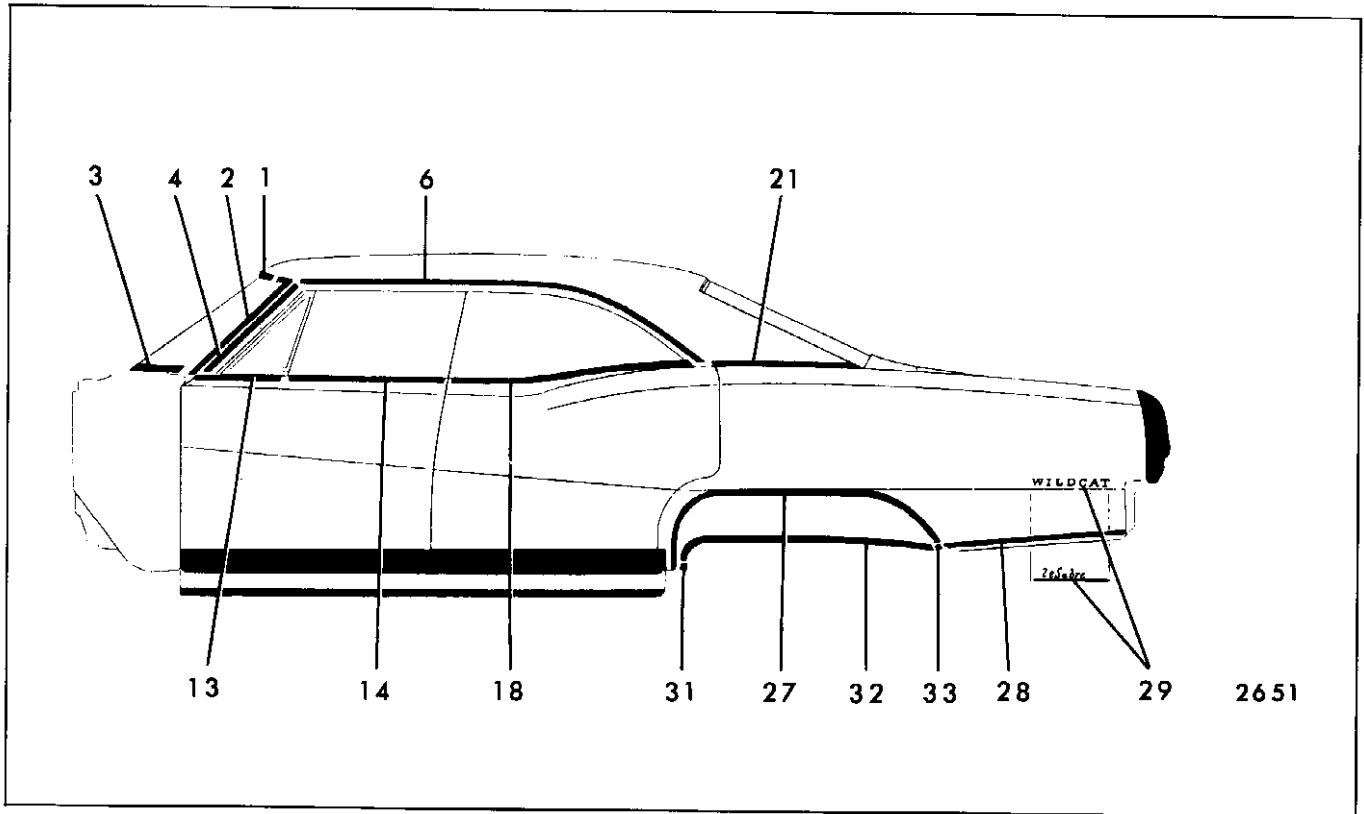


Fig. 17-106—Buick "B-39" Styles

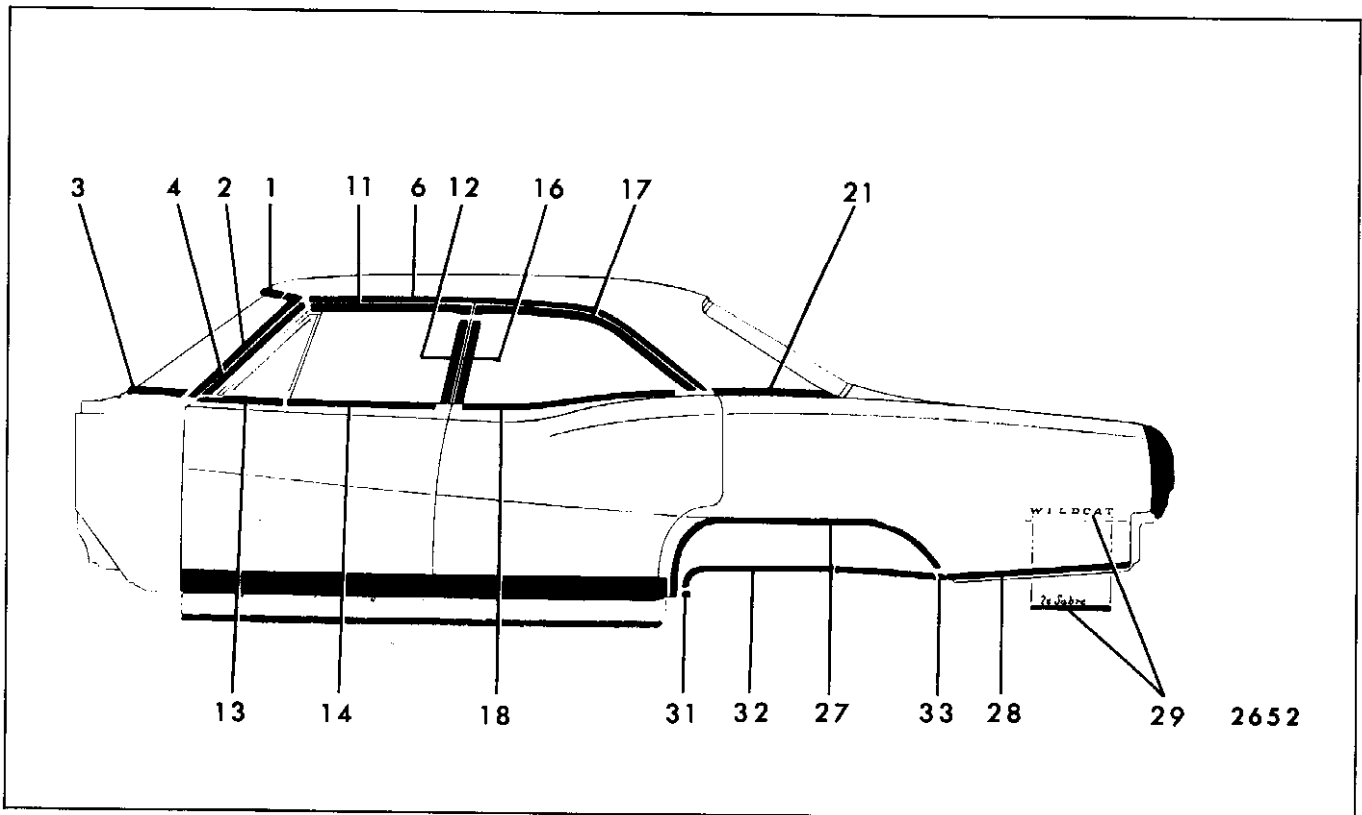


Fig. 17-107—Buick "B-69" Styles

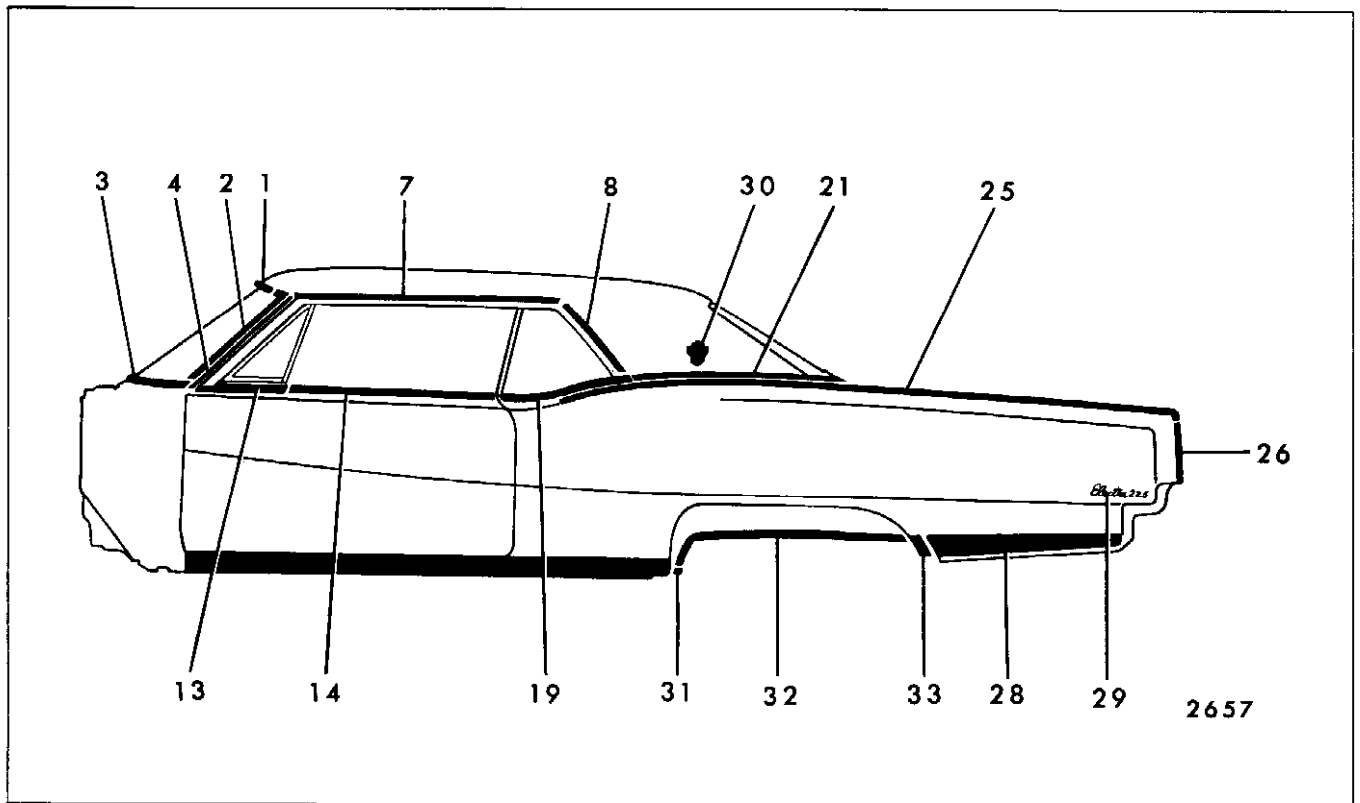


Fig. 17-108—Buick "C-57" Styles

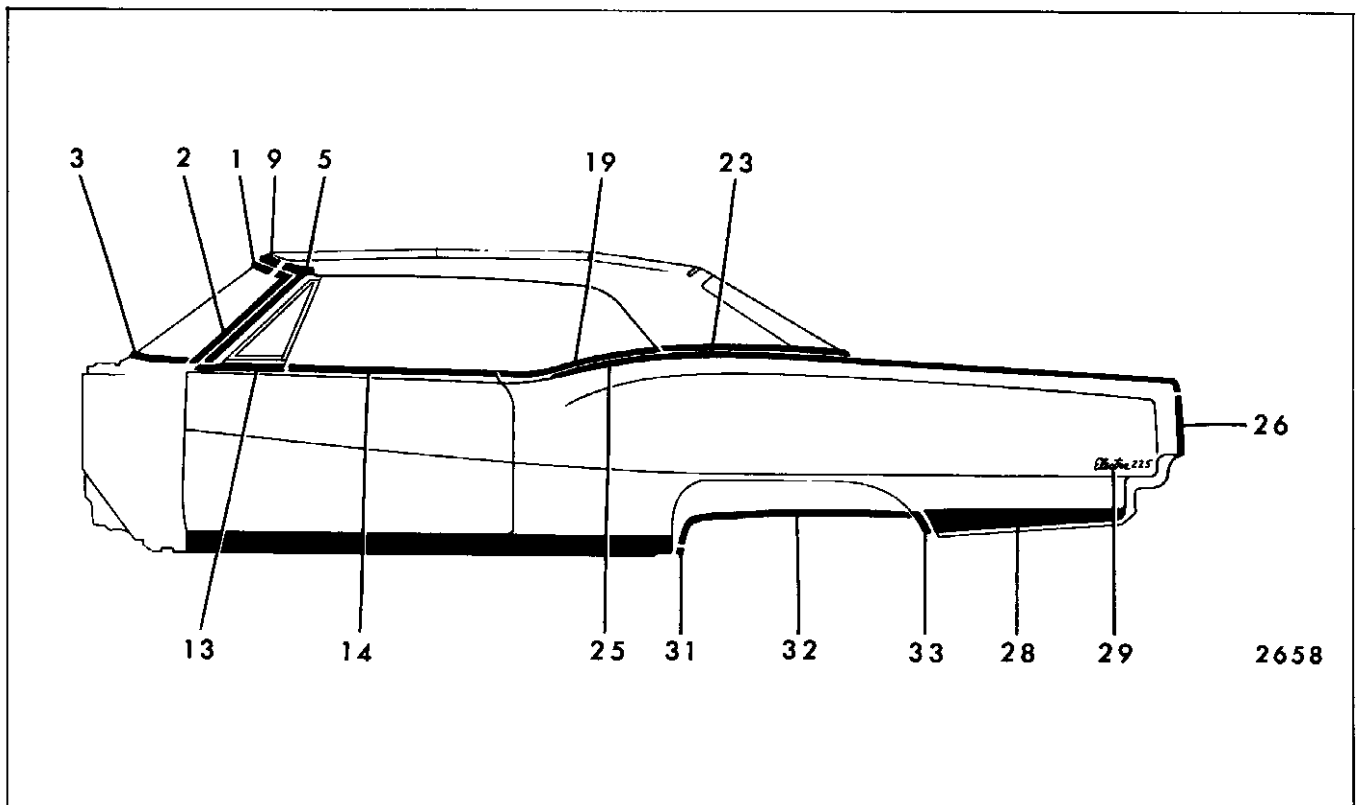


Fig. 17-109—Buick 48467 Styles

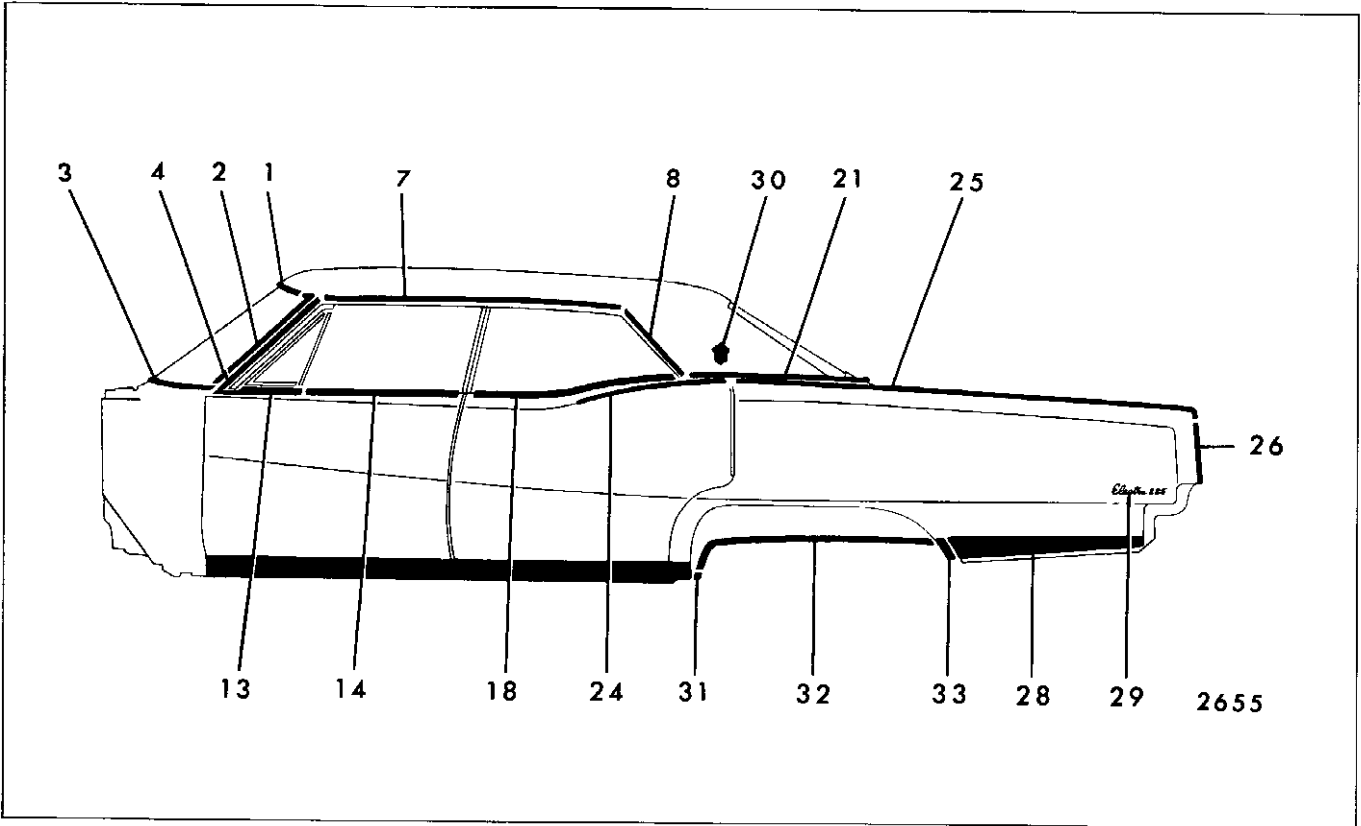


Fig. 17-110—Buick "C-39" Styles

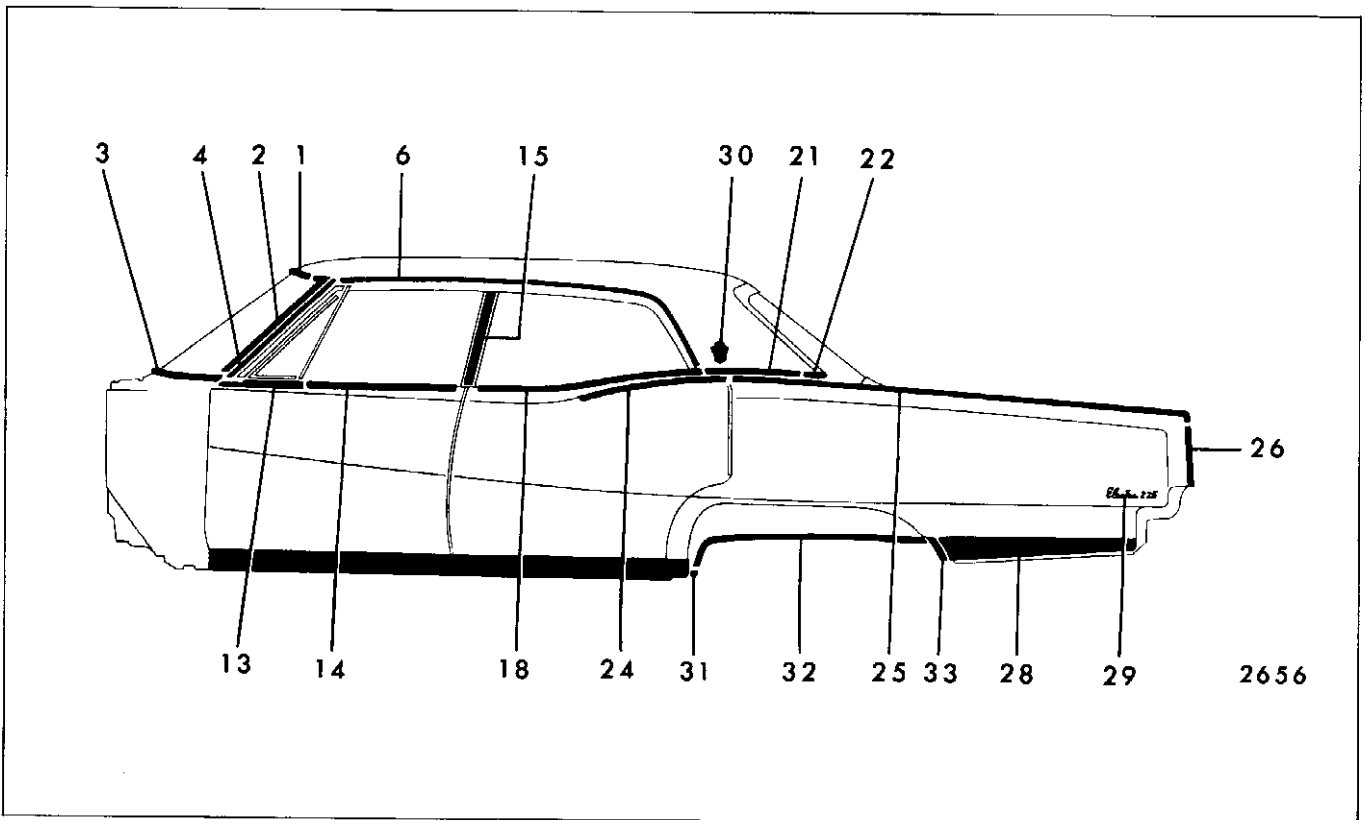


Fig. 17-111—Buick "C-69" Styles

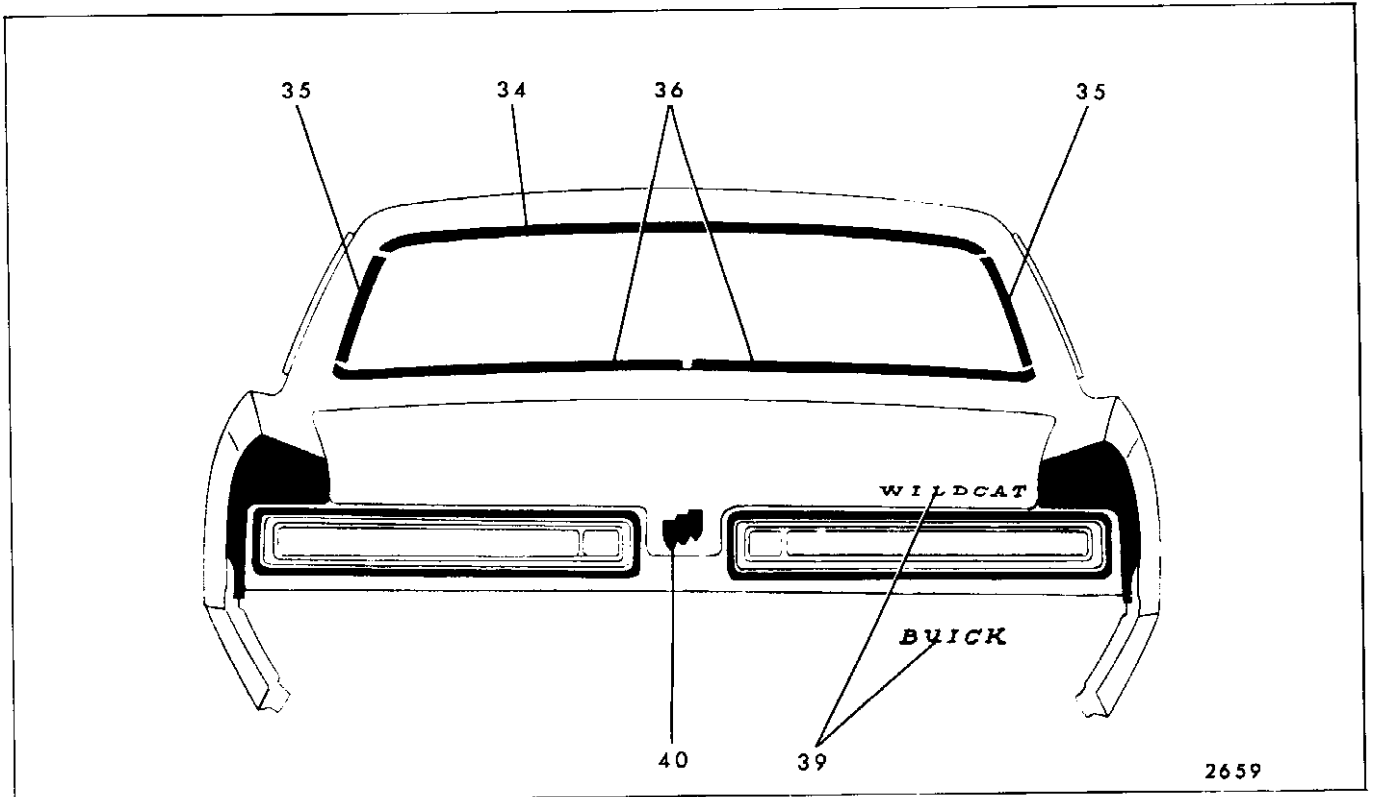


Fig. 17-112—Buick "B" Styles

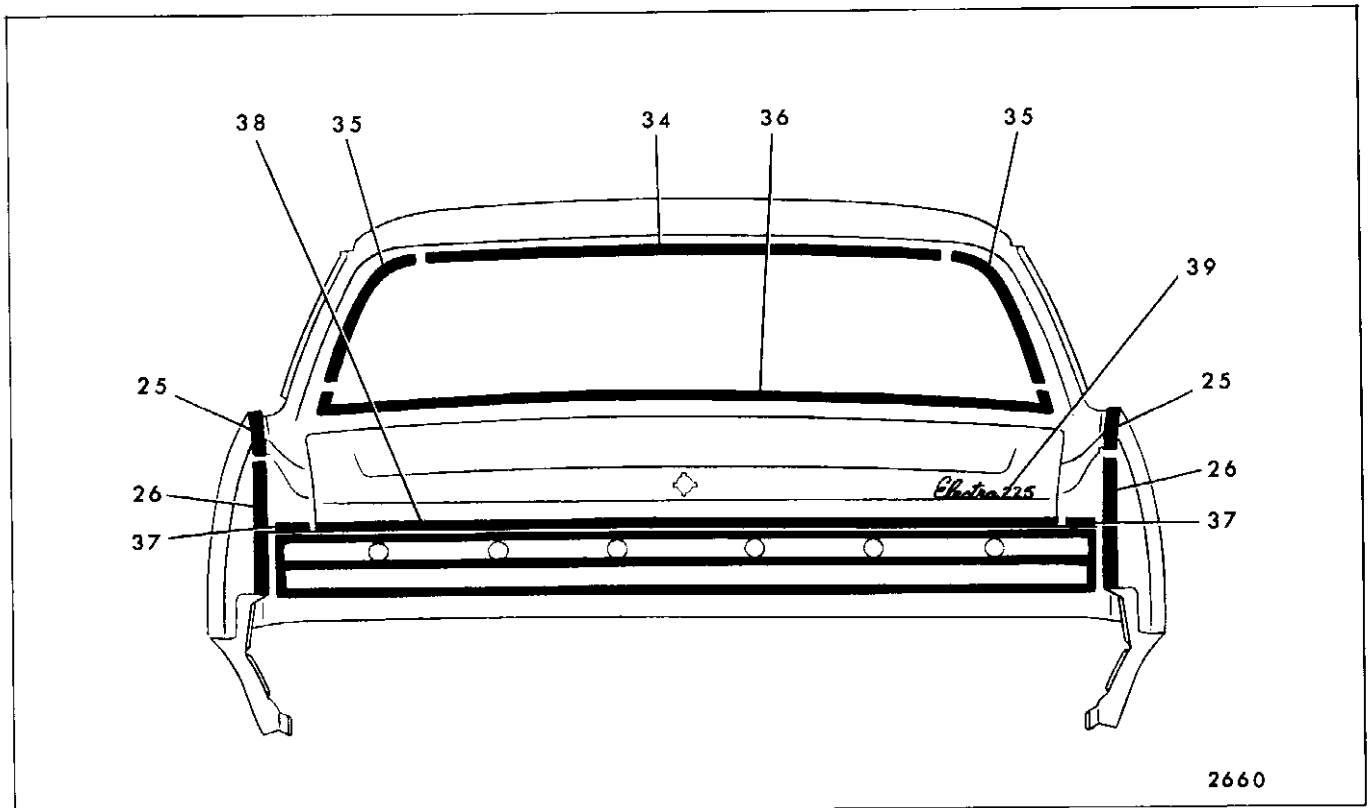


Fig. 17-113—Buick "C" Styles